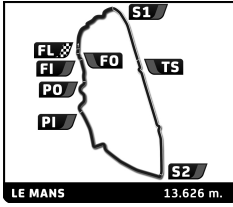


## FIA WEC 86<sup>e</sup> Edition des 24 Heures du Mans Warm Up Classification



Nr.	Team	Drivers	Car	Cl	Ty	Time	Lap Total	Gap	Kph
1	7	Toyota Gazoo Racing	M. CONWAY / K. KOBAYASHI / J. LOPEZ	Toyota TS050 - Hybrid	LMP1 H M	<b>3:18.687</b>	9 10	-	<b>246.9</b>
2	8	Toyota Gazoo Racing	S. BUEMI / K. NAKAJIMA / F. ALONSO	Toyota TS050 - Hybrid	LMP1 H M	<b>3:18.949</b>	8 9	+0.262 +0.262	<b>246.6</b>
3	10	DragonSpeed	H. HEDMAN / B. HANLEY / R. VAN DER ZANDE	BR Engineering BR1 - Gibson	LMP1 M	<b>3:23.039</b>	12 12	+4.352 +4.090	<b>241.6</b>
4	17	SMP Racing	S. SARRAZIN / E. ORUDZHEV / M. ISAAKYAN	BR Engineering BR1 - AER	LMP1 M	<b>3:23.314</b>	5 10	+4.627 +0.275	<b>241.3</b>
5	1	Rebellion Racing	A. LOTTERER / N. JANI / B. SENNA	Rebellion R13 - Gibson	LMP1 M	<b>3:23.442</b>	4 9	+4.755 +0.128	<b>241.1</b>
6	11	SMP Racing	V. PETROV / M. ALESHIN / J. BUTTON	BR Engineering BR1 - AER	LMP1 M	<b>3:23.549</b>	6 10	+4.862 +0.107	<b>241.0</b>
7	4	Bykolles Racing Team	O. WEBB / D. KRAIHAMER / T. DILLMANN	Enso CLM P1/01 - Nismo	LMP1 M	<b>3:26.421</b>	8 9	+7.734 +2.872	<b>237.6</b>
8	5	CEFC TRSM Racing	C. ROBERTSON / M. SIMPSON / L. ROUSSEL	Ginetta G60-LT-P1 - Mecachrome	LMP1 M	<b>3:29.305</b>	4 4	+10.618 +2.884	<b>234.4</b>
9	34	Jackie Chan DC Racing	R. TAYLOR / C. LEDOGAR / D. HEINEMEIER-HANSSON	Ligier JSP217 - Gibson	LMP2 D	<b>3:29.466</b>	3 8	+10.779 +0.161	<b>234.2</b>
10	36	Signatech Alpine Matmut	N. LAPIERRE / A. NEGRÃO / P. THIRIET	Alpine A470 - Gibson	LMP2 D	<b>3:29.868</b>	9 9	+11.181 +0.402	<b>233.7</b>
11	26	G-Drive Racing	R. RUSINOV / A. PIZZITOLA / J. YERGNE	Oreca 07 - Gibson	LMP2 D	<b>3:30.072</b>	3 4	+11.385 +0.204	<b>233.5</b>
12	47	Cetilar Villorba Corse	R. LACORTE / G. SERNAGIOTTO / L. NASR	Dallara P217 - Gibson	LMP2 D	<b>3:30.582</b>	11 11	+11.895 +0.510	<b>232.9</b>
13	38	Jackie Chan DC Racing	H. TUNG / S. RICHELMI / G. AUBRY	Oreca 07 - Gibson	LMP2 D	<b>3:30.676</b>	5 10	+11.989 +0.094	<b>232.8</b>
14	40	G-Drive Racing	J. ALLEN / J. GUTIERREZ / E. GUIBBERT	Oreca 07 - Gibson	LMP2 D	<b>3:30.918</b>	9 10	+12.231 +0.242	<b>232.6</b>
15	23	Panis Barthez Competition	T. BURET / J. CANAL / W. STEVENS	Ligier JSP217 - Gibson	LMP2 M	<b>3:30.919</b>	5 10	+12.232 +0.001	<b>232.6</b>
16	35	SMP Racing	V. SHAITAR / H. NEWAY / N. NATO	Dallara P217 - Gibson	LMP2 D	<b>3:30.942</b>	12 12	+12.255 +0.023	<b>232.5</b>
17	39	Graff-SO24	V. CAPILLAIRE / J. HIRSCHI / T. GOMMENDY	Oreca 07 - Gibson	LMP2 D	<b>3:31.186</b>	12 12	+12.499 +0.244	<b>232.3</b>
18	22	United Autosports	P. HANSON / F. ALBUQUERQUE / P. DI RESTA	Ligier JSP217 - Gibson	LMP2 D	<b>3:31.425</b>	2 6	+12.738 +0.239	<b>232.0</b>
19	28	TDS Racing	F. PERRODO / M. YAXIVIERE / L. DUVAL	Oreca 07 - Gibson	LMP2 D	<b>3:32.361</b>	11 11	+13.674 +0.936	<b>231.0</b>
20	32	United Autosports	H. DE SADELEER / W. OWEN / J. MONTROYA	Ligier JSP217 - Gibson	LMP2 D	<b>3:32.519</b>	3 4	+13.832 +0.158	<b>230.8</b>
21	31	DragonSpeed	R. GONZALEZ / P. MALDONADO / N. BERTHON	Oreca 07 - Gibson	LMP2 M	<b>3:33.617</b>	4 5	+14.930 +1.098	<b>229.6</b>
22	29	Racing Team Nederland	F. VAN EERD / G. VAN DER GARDE / J. LAMMERS	Dallara P217 - Gibson	LMP2 M	<b>3:35.285</b>	2 10	+16.598 +1.668	<b>227.9</b>
23	44	Eurasia Motorsport	A. BERTOLINI / N. JÓNSSON / T. KROHN	Ligier JSP217 - Gibson	LMP2 D	<b>3:35.411</b>	7 11	+16.724 +0.126	<b>227.7</b>
24	37	Jackie Chan DC Racing	J. JAAFAR / N. JEFFRI / W. TAN	Oreca 07 - Gibson	LMP2 D	<b>3:35.876</b>	6 9	+17.189 +0.465	<b>227.2</b>
25	50	Larbre Competition	E. CREED / R. RICCI / T. DAGONEAU	Ligier JSP217 - Gibson	LMP2 M	<b>3:37.436</b>	4 5	+18.749 +1.560	<b>225.6</b>
26	33	Jackie Chan DC Racing	D. CHENG / N. BOULLE / P. NICOLET	Ligier JSP217 - Gibson	LMP2 D	<b>3:38.505</b>	3 10	+19.818 +1.069	<b>224.5</b>
27	25	Algarve Pro Racing	M. PATTERSON / A. DE JONG / T. KIM	Ligier JSP217 - Gibson	LMP2 D	<b>3:39.966</b>	3 9	+21.279 +1.461	<b>223.0</b>
28	69	Ford Chip Ganassi Team USA	R. BRISCOE / R. WESTBROOK / S. DIXON	Ford GT	LMGTE Pro M	<b>3:50.533</b>	9 10	+31.846 +10.567	<b>212.8</b>
29	51	AF Corse	A. PIER GUIDI / J. CALADO / D. SERRA	Ferrari 488 GTE EVO	LMGTE Pro M	<b>3:50.702</b>	3 11	+32.015 +0.169	<b>212.6</b>
30	52	AF Corse	T. VILANDER / A. GIOVINAZZI / L. DERANI	Ferrari 488 GTE EVO	LMGTE Pro M	<b>3:50.931</b>	3 11	+32.244 +0.229	<b>212.4</b>
31	71	AF Corse	D. RIGON / S. BIRD / M. MOLINA	Ferrari 488 GTE EVO	LMGTE Pro M	<b>3:51.010</b>	8 10	+32.323 +0.079	<b>212.3</b>
32	68	Ford Chip Ganassi Team USA	J. HAND / D. MÜLLER / S. BOURDAIS	Ford GT	LMGTE Pro M	<b>3:51.320</b>	7 8	+32.633 +0.310	<b>212.1</b>
33	93	Porsche GT Team	P. PILET / N. TANDY / E. BAMBER	Porsche 911 RSR	LMGTE Pro M	<b>3:51.862</b>	9 10	+33.175 +0.542	<b>211.6</b>
34	94	Porsche GT Team	R. DUMAS / T. BERNHARD / S. MÜLLER	Porsche 911 RSR	LMGTE Pro M	<b>3:51.869</b>	7 9	+33.182 +0.007	<b>211.6</b>
35	97	Aston Martin Racing	A. LYNN / M. MARTIN / J. ADAM	Aston Martin Vantage AMR	LMGTE Pro M	<b>3:52.169</b>	3 10	+33.482 +0.300	<b>211.3</b>
36	92	Porsche GT Team	M. CHRISTENSEN / K. ESTRE / L. VANTHOOR	Porsche 911 RSR	LMGTE Pro M	<b>3:52.230</b>	5 11	+33.543 +0.061	<b>211.2</b>
37	82	BMW Team MTEK	A. FARFUS / A. FELIX DA COSTA / A. SIMS	BMW M8 GTE	LMGTE Pro M	<b>3:52.381</b>	3 8	+33.694 +0.151	<b>211.1</b>
38	95	Aston Martin Racing	M. SØRENSEN / N. THIM / D. TURNER	Aston Martin Vantage AMR	LMGTE Pro M	<b>3:52.448</b>	3 11	+33.761 +0.067	<b>211.0</b>
39	66	Ford Chip Ganassi Team UK	S. MÜCKE / O. PLA / B. JOHNSON	Ford GT	LMGTE Pro M	<b>3:52.581</b>	9 10	+33.894 +0.133	<b>210.9</b>
40	91	Porsche GT Team	R. LIETZ / G. BRUNI / F. MAKOWIECKI	Porsche 911 RSR	LMGTE Pro M	<b>3:52.829</b>	10 11	+34.142 +0.248	<b>210.7</b>
41	81	BMW Team MTEK	M. TOMCZYK / N. CATSBURG / P. ENG	BMW M8 GTE	LMGTE Pro M	<b>3:52.842</b>	7 8	+34.155 +0.013	<b>210.7</b>
42	67	Ford Chip Ganassi Team UK	A. PRIAULX / H. TINCKNELL / T. KANAAN	Ford GT	LMGTE Pro M	<b>3:52.903</b>	6 9	+34.216 +0.061	<b>210.6</b>
43	85	Keating Motorsports	B. KEATING / J. BLEEKEMOLEN / L. STOLZ	Ferrari F488 GTE	LMGTE Am M	<b>3:53.218</b>	9 10	+34.531 +0.315	<b>210.3</b>
44	63	Corvette Racing	J. MAGNUSSEN / A. GARCIA / M. ROCKENFELLER	Chevrolet Corvette C7.R	LMGTE Pro M	<b>3:53.286</b>	7 9	+34.599 +0.068	<b>210.3</b>
45	64	Corvette Racing	O. GAVIN / T. MILNER / M. FÄSSLER	Chevrolet Corvette C7.R	LMGTE Pro M	<b>3:53.688</b>	9 10	+35.001 +0.402	<b>209.9</b>
46	86	Gulf Racing	M. WAINWRIGHT / B. BARKER / A. DAVISON	Porsche 911 RSR	LMGTE Am M	<b>3:54.830</b>	2 9	+36.143 +1.142	<b>208.9</b>
47	54	Spirit of Race	T. FLOHR / F. CASTELLACCI / G. FISICHELLA	Ferrari F488 GTE	LMGTE Am M	<b>3:55.209</b>	3 11	+36.522 +0.379	<b>208.6</b>
48	56	Team Project 1	J. BERGMEISTER / P. LINDSEY / E. PERFETTI	Porsche 911 RSR	LMGTE Am M	<b>3:55.289</b>	8 8	+36.602 +0.080	<b>208.5</b>
49	77	Dempsey - Proton Racing	M. CAMPBELL / C. RIED / J. ANDLAUER	Porsche 911 RSR	LMGTE Am M	<b>3:55.791</b>	4 5	+37.104 +0.502	<b>208.0</b>
50	90	TF Sport	S. YOLUC / E. HANKEY / C. EASTWOOD	Aston Martin Vantage	LMGTE Am M	<b>3:56.517</b>	2 3	+37.830 +0.726	<b>207.4</b>
51	99	Proton Competition	P. LONG / T. PAPPAS / S. PUMPELLY	Porsche 911 RSR	LMGTE Am M	<b>3:56.847</b>	2 11	+38.160 +0.330	<b>207.1</b>
52	98	Aston Martin Racing	P. DALLA LANA / P. LAMY / M. LAUDA	Aston Martin Vantage	LMGTE Am M	<b>3:57.584</b>	9 9	+38.897 +0.737	<b>206.5</b>
53	70	MR Racing	M. ISHIKAWA / O. BERETTA / E. CHEEVER	Ferrari F488 GTE	LMGTE Am M	<b>3:58.695</b>	7 9	+40.008 +1.111	<b>205.5</b>
54	61	Clearwater Racing	W. MOK / M. GRIFFIN / K. SAWA	Ferrari F488 GTE	LMGTE Am M	<b>4:01.485</b>	5 10	+42.798 +2.790	<b>203.1</b>
55	80	Ebimotors	F. BABINI / C. NIELSEN / E. MARIS	Porsche 911 RSR	LMGTE Am M	<b>4:02.635</b>	4 4	+43.948 +1.150	<b>202.2</b>
56	3	Rebellion Racing	T. LAURENT / M. BECHE / G. MENEZES	Rebellion R13 - Gibson	LMP1 M				
57	6	CEFC TRSM Racing	O. ROWLAND / A. BRUNDLE / O. TURVEY	Ginetta G60-LT-P1 - Mecachrome	LMP1 M				
58	48	Idec Sport	P. LAFARGUE / P. CHATIN / M. ROJAS	Oreca 07 - Gibson	LMP2 M		6		
59	84	JMW Motorsport	L. GRIFFIN / C. MACNEIL / J. SEGAL	Ferrari F488 GTE	LMGTE Am M		2		
60	88	Dempsey - Proton Racing	M. CAIROLI / K. AL QUBAISI / G. RODA	Porsche 911 RSR	LMGTE Am M				

**Fastest Lap** | Lap 9 | Kamui KOBAYASHI | **3:18.687** | 246.9 Kph



**FIA WEC**  
 86<sup>e</sup> Edition des 24 Heures du Mans  
 Warm Up  
 Classification

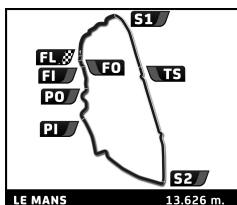


Nr.	Team	Drivers	Car	Cl	Ty	Time	Lap Total	Gap	Kph
<b>Circuit Best Laps by Class</b>			<b>Circuit Race Records by Class</b>						
LMP1	Kazuki NAKAJIMA	14/06/2018	<b>3:15.377</b>	251.1	Kph				
LMP2	Paul Loup CHATIN	14/06/2018	<b>3:24.842</b>	239.5	Kph				
LMGTE Pro	Gianmaria BRUNI	13/06/2018	<b>3:47.504</b>	215.6	Kph				
LMGTE Am	Matteo CAIROLI	13/06/2018	<b>3:50.728</b>	212.6	Kph				

CAR N° 10 SOME LAPTIME DELETED DUE TO STEWARDS DECISION N° 31

Published at: .....	Track Temp: <b>16.67 °C</b>	Air Temp: <b>16.67 °C</b>	Track Status: <b>DRY</b>
Race Director:		Timekeeper:	





# FIA WEC

## 86<sup>e</sup> Edition des 24 Heures du Mans

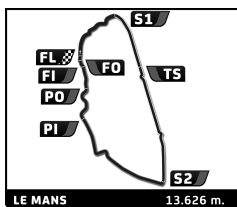
### Warm Up

### Classification by Class



Nr. Team	Drivers	Car	Ty	Time	Lap Total	Gap	Kph
<b>LMP1</b>							
1	7 Toyota Gazoo Racing	M. CONWAY / K. KOBAYASHI / J. LOPEZ	Toyota TS050 - Hybrid	H M	<b>3:18.687</b>	9 10	
2	8 Toyota Gazoo Racing	S. BUEMI / K. NAKAJIMA / F. ALONSO	Toyota TS050 - Hybrid	H M	<b>3:18.949</b>	8 9	+0.262 +0.262
3	10 DragonSpeed	H. HEDMAN / B. HANLEY / R. VAN DER ZANDE	BR Engineering BR1 - Gibson	M	<b>3:23.039</b>	12 12	+4.352 +4.090
4	17 SMP Racing	S. SARRAZIN / E. ORUDZHEV / M. ISAACKYAN	BR Engineering BR1 - AER	M	<b>3:23.314</b>	5 10	+4.627 +0.275
5	1 Rebellion Racing	A. LOTTERER / N. JANI / B. SENNA	Rebellion R13 - Gibson	M	<b>3:23.442</b>	4 9	+4.755 +0.128
6	11 SMP Racing	V. PETROV / M. ALESHIN / J. BUTTON	BR Engineering BR1 - AER	M	<b>3:23.549</b>	6 10	+4.862 +0.107
7	4 Bykolles Racing Team	O. WEBB / D. KRAHAMER / T. DILLMANN	Enso CLM P1/01 - Nismo	M	<b>3:26.421</b>	8 9	+7.734 +2.872
8	5 CEFC TRSM Racing	C. ROBERTSON / M. SIMPSON / L. ROUSSEL	Ginetta G60-LT-P1 - Mecachrome	M	<b>3:29.305</b>	4 4	+10.618 +2.884
9	3 Rebellion Racing	T. LAURENT / M. BECHE / G. MENEZES	Rebellion R13 - Gibson	M		5	
10	6 CEFC TRSM Racing	O. ROWLAND / A. BRUNDLE / O. TURVEY	Ginetta G60-LT-P1 - Mecachrome	M			
<b>LMP2</b>							
1	34 Jackie Chan DC Racing	R. TAYLOR / C. LEDOGAR / D. HEINEMIER-HANSSON	Ligier JSP217 - Gibson	D	<b>3:29.466</b>	3 8	
2	36 Signatech Alpine Matmut	N. LAPIERRE / A. NEGRÃO / P. THIRIET	Alpine A470 - Gibson	D	<b>3:29.868</b>	9 9	+0.402 +0.402
3	26 G-Drive Racing	R. RUSINOV / A. PIZZITOLA / J. VERGNE	Oreca 07 - Gibson	D	<b>3:30.072</b>	3 4	+0.606 +0.204
4	47 Cefilar Villorba Corse	R. LACORTE / G. SERNAGIOTTO / L. NASR	Dallara P217 - Gibson	D	<b>3:30.582</b>	11 11	+1.116 +0.510
5	38 Jackie Chan DC Racing	H. TUNG / S. RICHELMI / G. AUBRY	Oreca 07 - Gibson	D	<b>3:30.676</b>	5 10	+1.210 +0.094
6	40 G-Drive Racing	J. ALLEN / J. GUTIERREZ / E. GUIBERT	Oreca 07 - Gibson	D	<b>3:30.918</b>	9 10	+1.452 +0.242
7	23 Paris Barthez Competition	T. BURET / J. CANAL / W. STEVENS	Ligier JSP217 - Gibson	M	<b>3:30.919</b>	5 10	+1.453 +0.239
8	35 SMP Racing	V. SHAITAR / H. NEWAY / N. NATO	Dallara P217 - Gibson	D	<b>3:30.942</b>	12 12	+1.476 +0.023
9	39 Graff-SO24	V. CAPILLAIRE / J. HIRSCHI / T. GOMMENDY	Oreca 07 - Gibson	D	<b>3:31.186</b>	12 12	+1.720 +0.244
10	22 United Autosports	P. HANSON / F. ALBUQUERQUE / P. DI RESTA	Ligier JSP217 - Gibson	D	<b>3:31.425</b>	2 6	+1.959 +0.239
11	28 TDS Racing	F. PERRODO / M. YAXIVIERE / L. DUVAL	Oreca 07 - Gibson	D	<b>3:32.361</b>	11 11	+2.895 +0.936
12	32 United Autosports	H. DE SADELEER / W. OWEN / J. MONTOYA	Ligier JSP217 - Gibson	D	<b>3:32.519</b>	3 4	+3.053 +0.158
13	31 DragonSpeed	R. GONZALEZ / P. MALDONADO / N. BERTHON	Oreca 07 - Gibson	M	<b>3:33.617</b>	4 5	+4.151 +1.098
14	29 Racing Team Nederland	F. VAN EERD / G. VAN DER GARDE / J. LAMMERS	Dallara P217 - Gibson	M	<b>3:35.285</b>	2 10	+5.819 +1.668
15	44 Eurasia Motorsport	A. BERTOLINI / N. JÖNSSON / T. KROHN	Ligier JSP217 - Gibson	D	<b>3:35.411</b>	7 11	+5.945 +0.126
16	37 Jackie Chan DC Racing	J. JAAFAR / N. JEFFRI / W. TAN	Oreca 07 - Gibson	D	<b>3:35.876</b>	6 9	+6.410 +0.465
17	50 Larbre Competition	E. CREED / R. RICCI / T. DAGONEAU	Ligier JSP217 - Gibson	M	<b>3:37.436</b>	4 5	+7.970 +1.560
18	33 Jackie Chan DC Racing	D. CHENG / N. BOULLE / P. NICOLET	Ligier JSP217 - Gibson	D	<b>3:38.505</b>	3 10	+9.039 +1.069
19	25 Algarve Pro Racing	M. PATTERSON / A. DE JONG / T. KIM	Ligier JSP217 - Gibson	D	<b>3:39.966</b>	3 9	+10.500 +1.461
20	48 Idec Sport	P. LAFARGUE / P. CHATIN / M. ROJAS	Oreca 07 - Gibson	M		6	
<b>LMGTE Pro</b>							
1	69 Ford Chip Ganassi Team USA	R. BRISCOE / R. WESTBROOK / S. DIXON	Ford GT	M	<b>3:50.533</b>	9 10	
2	51 AF Corse	A. PIER GUIDI / J. CALADO / D. SERRA	Ferrari 488 GTE EVO	M	<b>3:50.702</b>	3 11	+0.169 +0.169
3	52 AF Corse	T. VILANDER / A. GIOVINAZZI / L. DERANI	Ferrari 488 GTE EVO	M	<b>3:50.931</b>	3 11	+0.398 +0.229
4	71 AF Corse	D. RIGON / S. BIRD / M. MOLINA	Ferrari 488 GTE EVO	M	<b>3:51.010</b>	8 10	+0.477 +0.079
5	68 Ford Chip Ganassi Team USA	J. HAND / D. MÜLLER / S. BOURDAIS	Ford GT	M	<b>3:51.320</b>	7 8	+0.787 +0.310
6	93 Porsche GT Team	P. PILET / N. TANDY / E. BAMBER	Porsche 911 RSR	M	<b>3:51.862</b>	9 10	+1.329 +0.542
7	94 Porsche GT Team	R. DUMAS / T. BERNHARD / S. MÜLLER	Porsche 911 RSR	M	<b>3:51.869</b>	7 9	+1.336 +0.007
8	97 Aston Martin Racing	A. LYNN / M. MARTIN / J. ADAM	Aston Martin Vantage AMR	M	<b>3:52.169</b>	3 10	+1.636 +0.300
9	92 Porsche GT Team	M. CHRISTENSEN / K. ESTRE / L. VANTHOOR	Porsche 911 RSR	M	<b>3:52.230</b>	5 11	+1.697 +0.061
10	82 BMW Team MTEK	A. FARFUS / A. FELIX DA COSTA / A. SIMS	BMW M8 GTE	M	<b>3:52.381</b>	3 8	+1.848 +0.151
11	95 Aston Martin Racing	M. SØRENSEN / N. THIIM / D. TURNER	Aston Martin Vantage AMR	M	<b>3:52.448</b>	3 11	+1.915 +0.067
12	66 Ford Chip Ganassi Team UKS	M. MÜCKE / O. PLA / B. JOHNSON	Ford GT	M	<b>3:52.581</b>	9 10	+2.048 +0.133
13	91 Porsche GT Team	R. LIETZ / G. BRUNI / F. MAKOWIECKI	Porsche 911 RSR	M	<b>3:52.829</b>	10 11	+2.296 +0.248
14	81 BMW Team MTEK	M. TOMCZYK / N. CATSBURG / P. ENG	BMW M8 GTE	M	<b>3:52.842</b>	7 8	+2.309 +0.013
15	67 Ford Chip Ganassi Team UKA	P. PRIAULX / H. TINCKNELL / T. KANAAN	Ford GT	M	<b>3:52.903</b>	6 9	+2.370 +0.061
16	63 Corvette Racing	J. MAGNUSSEN / A. GARCIA / M. ROCKENFELLER	Chevrolet Corvette C7.R	M	<b>3:53.286</b>	7 9	+2.753 +0.383
17	64 Corvette Racing	O. GAVIN / T. MILNER / M. FÄSSLER	Chevrolet Corvette C7.R	M	<b>3:53.688</b>	9 10	+3.155 +0.402
<b>LMGTE Am</b>							
1	85 Keating Motorsports	B. KEATING / J. BLEEKEMOLEN / L. STOLZ	Ferrari F488 GTE	M	<b>3:53.218</b>	9 10	
2	86 Gulf Racing	M. WAINWRIGHT / B. BARKER / A. DAVISON	Porsche 911 RSR	M	<b>3:54.830</b>	2 9	+1.612 +1.612
3	54 Spirit of Race	T. FLOHR / F. CASTELLACCI / G. FISICHELLA	Ferrari F488 GTE	M	<b>3:55.209</b>	3 11	+1.991 +0.379
4	56 Team Project 1	J. BERGMEISTER / P. LINDSEY / E. PERFETTI	Porsche 911 RSR	M	<b>3:55.289</b>	8 8	+2.071 +0.080
5	77 Dempsey - Proton Racing	M. CAMPBELL / C. RIED / J. ANDLAUER	Porsche 911 RSR	M	<b>3:55.791</b>	4 5	+2.573 +0.502
6	90 TF Sport	S. YOLUC / E. HANKEY / C. EASTWOOD	Aston Martin Vantage	M	<b>3:56.517</b>	2 3	+3.299 +0.726
7	99 Proton Competition	P. LONG / T. PAPPAS / S. PUMPELLY	Porsche 911 RSR	M	<b>3:56.847</b>	2 11	+3.629 +0.330
8	98 Aston Martin Racing	M. DALLA LANA / P. LAMY / M. LAUDA	Aston Martin Vantage	M	<b>3:57.584</b>	9 9	+4.366 +0.737
9	70 MR Racing	M. ISHIKAWA / O. BERETTA / E. CHEEVER	Ferrari F488 GTE	M	<b>3:58.695</b>	7 9	+5.477 +1.111
10	61 Clearwater Racing	W. MOK / M. GRIFFIN / K. SAWA	Ferrari F488 GTE	M	<b>4:01.485</b>	5 10	+8.267 +2.790
11	80 Ebimotors	F. BABINI / C. NIELSEN / E. MARIS	Porsche 911 RSR	M	<b>4:02.635</b>	4 4	+9.417 +1.150
12	84 JMW Motorsport	L. GRIFFIN / C. MACNEIL / J. SEGAL	Ferrari F488 GTE	M		2	
13	88 Dempsey - Proton Racing	M. CAIROLI / K. AL QUBAIS / G. RODA	Porsche 911 RSR	M			





**FIA WEC**  
86<sup>e</sup> Edition des 24 Heures du Mans  
Warm Up

Classification by Class



Nr. Team	Drivers	Car	Ty	Time	Lap Total	Gap	Kph
----------	---------	-----	----	------	-----------	-----	-----

Circuit Best Laps by Class				
LMP1	Kazuki NAKAJIMA	14/06/2018	<b>3:15.377</b>	251.1 Kph
LMP2	Paul Loup CHATIN	14/06/2018	<b>3:24.842</b>	239.5 Kph
LMGTE Pro	Gianmaria BRUNI	13/06/2018	<b>3:47.504</b>	215.6 Kph
LMGTE Am	Matteo CAIROLI	13/06/2018	<b>3:50.728</b>	212.6 Kph

Circuit Race Records by Class				

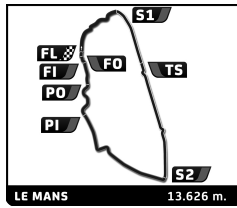
CAR N° 10 SOME LAPTIME DELETED DUE TO STEWARDS DECISION N° 31

Published at: .....

Track Temp: **16.67 °C** Air Temp: **16.67 °C** Track Status: **DRY**

<b>Race Director:</b>	<b>Timekeeper:</b>



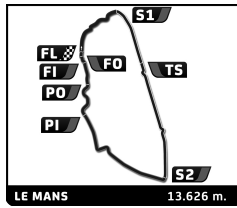


## FIA WEC 86<sup>e</sup> Edition des 24 Heures du Mans Warm Up

### Classification by Driver Fastest Lap



Nr	Team	Car	Class	Driver	Time	Lap	Total	Gap	Kph	
1	7	Toyota Gazoo Racing	Toyota TS050 - Hybrid	LMP1 H	<b>Kamui KOBAYASHI</b>	3:18.687	2	3		246.9
2	8	Toyota Gazoo Racing	Toyota TS050 - Hybrid	LMP1 H	<b>Sébastien BUEMI</b>	3:18.949	8	9	0.262	246.6
3	7	Toyota Gazoo Racing	Toyota TS050 - Hybrid	LMP1 H	<b>Mike CONWAY</b>	3:19.006	3	4	0.319	246.5
4	7	Toyota Gazoo Racing	Toyota TS050 - Hybrid	LMP1 H	<b>Jose Maria LOPEZ</b>	3:19.604	2	3	0.917	245.8
5	10	DragonSpeed	BR Engineering BR1 - Gibson	LMP1	<b>Ben HANLEY</b>	3:23.039	5	5	4.352	241.6
6	17	SMP Racing	BR Engineering BR1 - AER	LMP1	<b>Egor ORUDZHEV</b>	3:23.314	2	3	4.627	241.3
7	1	Rebellion Racing	Rebellion R13 - Gibson	LMP1	<b>Neel JANI</b>	3:23.442	4	6	4.755	241.1
8	11	SMP Racing	BR Engineering BR1 - AER	LMP1	<b>Mikhail ALESHIN</b>	3:23.549	2	3	4.862	241.0
9	17	SMP Racing	BR Engineering BR1 - AER	LMP1	<b>Matevos ISAAKYAN</b>	3:25.071	2	3	6.384	239.2
10	4	Bykolles Racing Team	Enso CLM P1/01 - Nismo	LMP1	<b>Tom DILLMANN</b>	3:26.421	3	4	7.734	237.6
11	1	Rebellion Racing	Rebellion R13 - Gibson	LMP1	<b>André LOTTERER</b>	3:26.462	3	3	7.775	237.6
12	11	SMP Racing	BR Engineering BR1 - AER	LMP1	<b>Vitaly PETROV</b>	3:26.709	2	3	8.022	237.3
13	4	Bykolles Racing Team	Enso CLM P1/01 - Nismo	LMP1	<b>Dominik KRAIHAMER</b>	3:29.086	4	5	10.399	237.6
14	5	CEFC TRSM Racing	Ginetta G60-LT-P1 - Macachrome	LMP1	<b>Charles ROBERTSON</b>	3:29.305	2	2	10.618	234.4
15	34	Jackie Chan DC Racing	Ligier JSP217 - Gibson	LMP2	<b>Ricky TAYLOR</b>	3:29.466	3	8	10.779	234.2
16	36	Signatech Alpine Matmut	Alpine A470 - Gibson	LMP2	<b>Nicolas LAPIERRE</b>	3:29.868	4	4	11.181	233.7
17	26	G-Drive Racing	Oreca 07 - Gibson	LMP2	<b>Jean-Eric VERGNE</b>	3:30.072	3	4	11.385	233.5
18	47	Cetilar Villorba Corse	Dallara P217 - Gibson	LMP2	<b>Luis Felipe NASR</b>	3:30.582	3	3	11.895	232.9
19	38	Jackie Chan DC Racing	Oreca 07 - Gibson	LMP2	<b>Gabriel AUBRY</b>	3:30.676	2	3	11.989	232.8
20	38	Jackie Chan DC Racing	Oreca 07 - Gibson	LMP2	<b>Stéphane RICHELMI</b>	3:30.905	3	4	12.218	232.6
21	40	G-Drive Racing	Oreca 07 - Gibson	LMP2	<b>Enzo GUIBBERT</b>	3:30.918	9	10	12.231	232.6
22	23	Panis Barthez Competition	Ligier JSP217 - Gibson	LMP2	<b>William STEVENS</b>	3:30.919	2	3	12.232	232.6
23	35	SMP Racing	Dallara P217 - Gibson	LMP2	<b>Norman NATO</b>	3:30.942	4	4	12.255	232.5
24	39	Graff-SO24	Oreca 07 - Gibson	LMP2	<b>Jonathan HIRSCHI</b>	3:31.186	3	3	12.499	232.3
25	10	DragonSpeed	BR Engineering BR1 - Gibson	LMP1	<b>Henrik HEDMAN</b>	3:31.278	6	7	12.591	232.2
26	22	United Autosports	Ligier JSP217 - Gibson	LMP2	<b>Filipe ALBUQUERQUE</b>	3:31.425	2	6	12.738	232.0
27	28	TDS Racing	Oreca 07 - Gibson	LMP2	<b>Mathieu VAXIVIERE</b>	3:32.361	2	2	13.674	231.0
28	32	United Autosports	Ligier JSP217 - Gibson	LMP2	<b>Hugo DE SADELEER</b>	3:32.519	3	4	13.832	230.8
29	35	SMP Racing	Dallara P217 - Gibson	LMP2	<b>Harrison NEWEY</b>	3:32.756	3	4	14.069	230.6
30	39	Graff-SO24	Oreca 07 - Gibson	LMP2	<b>Vincent CAPILLAIRE</b>	3:33.303	3	5	14.616	230.0
31	31	DragonSpeed	Oreca 07 - Gibson	LMP2	<b>Nathanaël BERTHON</b>	3:33.617	4	5	14.930	229.6
32	35	SMP Racing	Dallara P217 - Gibson	LMP2	<b>Victor SHAITAR</b>	3:33.942	3	4	15.255	229.3
33	28	TDS Racing	Oreca 07 - Gibson	LMP2	<b>François PERRODO</b>	3:34.099	8	9	15.412	229.1
34	47	Cetilar Villorba Corse	Dallara P217 - Gibson	LMP2	<b>Giorgio SERNAGIOTTO</b>	3:34.440	4	5	15.753	228.8
35	39	Graff-SO24	Oreca 07 - Gibson	LMP2	<b>Tristan GOMMENDY</b>	3:34.557	2	4	15.870	228.6
36	29	Racing Team Nederland	Dallara P217 - Gibson	LMP2	<b>Giedo VAN DER GARDE</b>	3:35.285	2	3	16.598	227.9
37	36	Signatech Alpine Matmut	Alpine A470 - Gibson	LMP2	<b>André NEGRÃO</b>	3:35.319	2	3	16.632	227.8
38	44	Eurasia Motorsport	Ligier JSP217 - Gibson	LMP2	<b>Andrea BERTOLINI</b>	3:35.411	2	3	16.724	227.7
39	37	Jackie Chan DC Racing	Oreca 07 - Gibson	LMP2	<b>Weiron TAN</b>	3:35.876	2	3	17.189	227.2
40	44	Eurasia Motorsport	Ligier JSP217 - Gibson	LMP2	<b>Niclas JÖNSSON</b>	3:36.284	4	5	17.597	226.8
41	37	Jackie Chan DC Racing	Oreca 07 - Gibson	LMP2	<b>Nabil JEFFRI</b>	3:37.060	2	2	18.373	226.0
42	29	Racing Team Nederland	Dallara P217 - Gibson	LMP2	<b>Jan LAMMERS</b>	3:37.314	3	4	18.627	225.7
43	47	Cetilar Villorba Corse	Dallara P217 - Gibson	LMP2	<b>Roberto LACORTE</b>	3:37.343	2	3	18.656	225.7
44	50	Larbre Competition	Ligier JSP217 - Gibson	LMP2	<b>Romano RICCI</b>	3:37.436	4	5	18.749	225.6
45	33	Jackie Chan DC Racing	Ligier JSP217 - Gibson	LMP2	<b>Nicholas BOULLE</b>	3:38.505	3	10	19.818	224.5
46	25	Algarve Pro Racing	Ligier JSP217 - Gibson	LMP2	<b>Mark PATTERSON</b>	3:39.966	3	4	21.279	223.0
47	29	Racing Team Nederland	Dallara P217 - Gibson	LMP2	<b>Frits VAN EERD</b>	3:41.671	2	3	22.984	221.3
48	25	Algarve Pro Racing	Ligier JSP217 - Gibson	LMP2	<b>Tacksung KIM</b>	3:42.200	3	5	23.513	220.8
49	44	Eurasia Motorsport	Ligier JSP217 - Gibson	LMP2	<b>Tracy KROHN</b>	3:42.605	3	3	23.918	220.4
50	23	Panis Barthez Competition	Ligier JSP217 - Gibson	LMP2	<b>Timothé BURET</b>	3:43.228	2	3	24.541	219.7
51	69	Ford Chip Ganassi Team USA	Ford GT	LMGTE Pro	<b>Scott DIXON</b>	3:50.533	9	10	31.846	212.8
52	51	AF Corse	Ferrari 488 GTE EVO	LMGTE Pro	<b>James CALADO</b>	3:50.702	3	4	32.015	212.6
53	51	AF Corse	Ferrari 488 GTE EVO	LMGTE Pro	<b>Daniel SERRA</b>	3:50.725	4	6	32.038	212.6
54	52	AF Corse	Ferrari 488 GTE EVO	LMGTE Pro	<b>Toni VILANDER</b>	3:50.931	3	8	32.244	212.4
55	71	AF Corse	Ferrari 488 GTE EVO	LMGTE Pro	<b>Sam BIRD</b>	3:51.010	2	4	32.323	212.3
56	68	Ford Chip Ganassi Team USA	Ford GT	LMGTE Pro	<b>Dirk MÜLLER</b>	3:51.320	7	8	32.633	212.1
57	93	Porsche GT Team	Porsche 911 RSR	LMGTE Pro	<b>Nick TANDY</b>	3:51.862	4	5	33.175	211.6
58	94	Porsche GT Team	Porsche 911 RSR	LMGTE Pro	<b>Romain DUMAS</b>	3:51.869	7	8	33.182	211.6
59	71	AF Corse	Ferrari 488 GTE EVO	LMGTE Pro	<b>Miguel MOLINA</b>	3:52.115	2	3	33.428	211.3
60	97	Aston Martin Racing	Aston Martin Vantage AMR	LMGTE Pro	<b>Jonathan ADAM</b>	3:52.169	3	4	33.482	211.3
61	92	Porsche GT Team	Porsche 911 RSR	LMGTE Pro	<b>Laurens VANTHOOR</b>	3:52.230	5	8	33.543	211.2
62	92	Porsche GT Team	Porsche 911 RSR	LMGTE Pro	<b>Kevin ESTRE</b>	3:52.254	3	3	33.567	211.2
63	82	BMW Team MTEK	BMW M8 GTE	LMGTE Pro	<b>Augusto FARFUS</b>	3:52.381	3	8	33.694	211.1
64	95	Aston Martin Racing	Aston Martin Vantage AMR	LMGTE Pro	<b>Marco SØRENSEN</b>	3:52.448	3	5	33.761	211.0
65	66	Ford Chip Ganassi Team UK	Ford GT	LMGTE Pro	<b>Stefan MÜCKE</b>	3:52.581	3	4	33.894	210.9
66	52	AF Corse	Ferrari 488 GTE EVO	LMGTE Pro	<b>Antonio GIOVINAZZI</b>	3:52.708	2	3	34.021	210.8

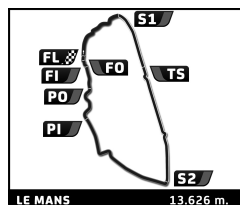


## FIA WEC 86<sup>e</sup> Edition des 24 Heures du Mans Warm Up

### Classification by Driver Fastest Lap



Nr	Team	Car	Class	Driver	Time	Lap	Total	Gap	Kph		
67	91	Porsche GT Team	Porsche 911 RSR	LMGTE Pro	Gianmaria BRUNI	3:52.829	4	5	34.142	0.121	210.7
68	81	BMW Team MTEK	BMW M8 GTE	LMGTE Pro	Philipp ENG	3:52.842	4	5	34.155	0.013	210.7
69	66	Ford Chip Ganassi Team UK	Ford GT	LMGTE Pro	Billy JOHNSON	3:52.846	2	3	34.159	0.004	210.7
70	67	Ford Chip Ganassi Team UK	Ford GT	LMGTE Pro	Andy PRIAULX	3:52.903	6	7	34.216	0.057	210.6
71	95	Aston Martin Racing	Aston Martin Vantage AMR	LMGTE Pro	Darren TURNER	3:52.975	2	6	34.288	0.072	210.6
72	67	Ford Chip Ganassi Team UK	Ford GT	LMGTE Pro	Tony KANAAN	3:53.117	2	2	34.430	0.142	210.4
73	85	Keating Motorsports	Ferrari F488 GTE	LMGTE Am	Jeroen BLEEKEMOLEN	3:53.218	3	4	34.531	0.101	210.3
74	63	Corvette Racing	Chevrolet Corvette C7.R	LMGTE Pro	Mike ROCKENFELLER	3:53.286	7	9	34.599	0.068	210.3
75	97	Aston Martin Racing	Aston Martin Vantage AMR	LMGTE Pro	Maxime MARTIN	3:53.367	2	3	34.680	0.081	210.2
76	91	Porsche GT Team	Porsche 911 RSR	LMGTE Pro	Richard LIETZ	3:53.586	2	3	34.899	0.219	210.0
77	64	Corvette Racing	Chevrolet Corvette C7.R	LMGTE Pro	Marcel FÄSSLER	3:53.688	2	3	35.001	0.102	209.9
78	97	Aston Martin Racing	Aston Martin Vantage AMR	LMGTE Pro	Alexander LYNN	3:53.728	2	3	35.041	0.040	209.9
79	91	Porsche GT Team	Porsche 911 RSR	LMGTE Pro	Frédéric MAKOWIECKI	3:53.864	2	3	35.177	0.136	209.8
80	85	Keating Motorsports	Ferrari F488 GTE	LMGTE Am	Luca STOLZ	3:54.782	5	6	36.095	0.918	208.9
81	86	Gulf Racing	Porsche 911 RSR	LMGTE Am	Benjamin BARKER	3:54.830	2	3	36.143	0.048	208.9
82	93	Porsche GT Team	Porsche 911 RSR	LMGTE Pro	Patrick PILET	3:55.022	4	5	36.335	0.192	208.7
83	81	BMW Team MTEK	BMW M8 GTE	LMGTE Pro	Martin TOMCZYK	3:55.030	2	3	36.343	0.008	208.7
84	54	Spirit of Race	Ferrari F488 GTE	LMGTE Am	Giancarlo FISICHELLA	3:55.209	3	4	36.522	0.179	208.6
85	56	Team Project 1	Porsche 911 RSR	LMGTE Am	Jörg BERGMEISTER	3:55.289	8	8	36.602	0.080	208.5
86	64	Corvette Racing	Chevrolet Corvette C7.R	LMGTE Pro	Tommy MILNER	3:55.372	2	3	36.685	0.083	208.4
87	66	Ford Chip Ganassi Team UK	Ford GT	LMGTE Pro	Olivier PLA	3:55.601	2	3	36.914	0.229	208.2
88	77	Dempsey - Proton Racing	Porsche 911 RSR	LMGTE Am	Matt CAMPBELL	3:55.791	4	5	37.104	0.190	208.0
89	64	Corvette Racing	Chevrolet Corvette C7.R	LMGTE Pro	Oliver GAVIN	3:55.983	3	4	37.296	0.192	207.9
90	71	AF Corse	Ferrari 488 GTE EVO	LMGTE Pro	Davide RIGON	3:56.328	2	3	37.641	0.345	207.6
91	54	Spirit of Race	Ferrari F488 GTE	LMGTE Am	Francesco CASTELLACCI	3:56.378	3	4	37.691	0.050	207.5
92	90	TF Sport	Aston Martin Vantage	LMGTE Am	Charles EASTWOOD	3:56.517	2	3	37.830	0.139	207.4
93	99	Proton Competition	Porsche 911 RSR	LMGTE Am	Spencer PUMPELLY	3:56.847	2	4	38.160	0.330	207.1
94	98	Aston Martin Racing	Aston Martin Vantage	LMGTE Am	Pedro LAMY	3:57.584	2	2	38.897	0.737	206.5
95	86	Gulf Racing	Porsche 911 RSR	LMGTE Am	Alexander DAVISON	3:57.968	2	3	39.281	0.384	206.1
96	70	MR Racing	Ferrari F488 GTE	LMGTE Am	Olivier BERETTA	3:58.695	2	4	40.008	0.727	205.5
97	98	Aston Martin Racing	Aston Martin Vantage	LMGTE Am	Mathias LAUDA	3:59.252	3	5	40.565	0.557	205.0
98	61	Clearwater Racing	Ferrari F488 GTE	LMGTE Am	Weng Sun MOK	4:01.485	5	10	42.798	2.233	203.1
99	54	Spirit of Race	Ferrari F488 GTE	LMGTE Am	Thomas FLOHR	4:01.568	2	3	42.881	0.083	203.1
100	86	Gulf Racing	Porsche 911 RSR	LMGTE Am	Michael WAINWRIGHT	4:02.139	2	3	43.452	0.571	202.6
101	80	Ebimotors	Porsche 911 RSR	LMGTE Am	Christina NIELSEN	4:02.635	4	4	43.948	0.496	202.2
102	99	Proton Competition	Porsche 911 RSR	LMGTE Am	Timothy PAPPAS	4:03.255	4	7	44.568	0.620	201.7
103	70	MR Racing	Ferrari F488 GTE	LMGTE Am	Motoaki ISHIKAWA	4:03.815	2	3	45.128	0.560	201.2
11	11	SMP Racing	BR Engineering BR1 - AER	LMP1	Jenson BUTTON						4
17	17	SMP Racing	BR Engineering BR1 - AER	LMP1	Stéphane SARRAZIN						4
23	23	Panis Barthez Competition	Ligier JSP217 - Gibson	LMP2	Julien CANAL						4
37	37	Jackie Chan DC Racing	Oreca 07 - Gibson	LMP2	Jazeman JAAFAR						4
3	3	Rebellion Racing	Rebellion R13 - Gibson	LMP1	Mathias BECHE						3
38	38	Jackie Chan DC Racing	Oreca 07 - Gibson	LMP2	Ho-Pin TUNG						3
5	5	CEFC TRSM Racing	Ginetta G60-LT-P1 - Mecachrome	LMP1	Michael SIMPSON						2
36	36	Signatech Alpine Matmut	Alpine A470 - Gibson	LMP2	Pierre THIRIET						2
48	48	Idec Sport	Oreca 07 - Gibson	LMP2	Memo ROJAS						2
48	48	Idec Sport	Oreca 07 - Gibson	LMP2	Paul LAFARGUE						2
48	48	Idec Sport	Oreca 07 - Gibson	LMP2	Paul Loup CHATIN						2
70	70	MR Racing	Ferrari F488 GTE	LMGTE Am	Edward CHEEVER						2
84	84	JMW Motorsport	Ferrari F488 GTE	LMGTE Am	Jeffrey SEGAL						2
98	98	Aston Martin Racing	Aston Martin Vantage	LMGTE Am	Paul DALLA LANA						2
3	3	Rebellion Racing	Rebellion R13 - Gibson	LMP1	Gustavo MENEZES						1
3	3	Rebellion Racing	Rebellion R13 - Gibson	LMP1	Thomas LAURENT						1
51	51	AF Corse	Ferrari 488 GTE EVO	LMGTE Pro	Alessandro PIER GUIDI						1
94	94	Porsche GT Team	Porsche 911 RSR	LMGTE Pro	Timo BERNHARD						1
1	1	Rebellion Racing	Rebellion R13 - Gibson	LMGTE Pro	Bruno SENNA						
4	4	Bykolles Racing Team	Enso CLM P1/01 - Nismo	LMP1	Oliver WEBB						
5	5	CEFC TRSM Racing	Ginetta G60-LT-P1 - Mecachrome	LMP1	Leo ROUSSEL						
6	6	CEFC TRSM Racing	Ginetta G60-LT-P1 - Mecachrome	LMP1	Oliver ROWLAND						
6	6	CEFC TRSM Racing	Ginetta G60-LT-P1 - Mecachrome	LMP1	Alex BRUNDLE						
6	6	CEFC TRSM Racing	Ginetta G60-LT-P1 - Mecachrome	LMP1	Oliver TURVEY						
8	8	Toyota Gazoo Racing	Toyota TS050 - Hybrid	LMP1 H	Fernando ALONSO						
8	8	Toyota Gazoo Racing	Toyota TS050 - Hybrid	LMP1 H	Kazuki NAKAJIMA						
10	10	DragonSpeed	BR Engineering BR1 - Gibson	LMP1	Renger VAN DER ZANDE						
22	22	United Autosports	Ligier JSP217 - Gibson	LMP2	Philip HANSON						
22	22	United Autosports	Ligier JSP217 - Gibson	LMP2	Paul DI RESTA						



# FIA WEC

## 86<sup>e</sup> Edition des 24 Heures du Mans

### Warm Up

### Classification by Driver Fastest Lap



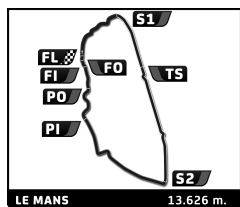
Nr	Team	Car	Class	Driver	Time	Lap	Total	Gap	Kph
25	Algarve Pro Racing	Ligier JSP217 - Gibson	LMP2	Ate DE JONG					
26	G-Drive Racing	Oreca 07 - Gibson	LMP2	Roman RUSINOV					
26	G-Drive Racing	Oreca 07 - Gibson	LMP2	Andrea PIZZITOLA					
28	TDS Racing	Oreca 07 - Gibson	LMP2	Loïc DUVAL					
31	DragonSpeed	Oreca 07 - Gibson	LMP2	Roberto GONZALEZ					
31	DragonSpeed	Oreca 07 - Gibson	LMP2	Pastor MALDONADO					
32	United Autosports	Ligier JSP217 - Gibson	LMP2	Will OWEN					
32	United Autosports	Ligier JSP217 - Gibson	LMP2	Juan Pablo MONTOYA					
33	Jackie Chan DC Racing	Ligier JSP217 - Gibson	LMP2	Pierre NICOLET					
33	Jackie Chan DC Racing	Ligier JSP217 - Gibson	LMP2	David CHENG					
34	Jackie Chan DC Racing	Ligier JSP217 - Gibson	LMP2	Côme LEDOGAR					
34	Jackie Chan DC Racing	Ligier JSP217 - Gibson	LMP2	David HEINEMIER-HANSSON					
40	G-Drive Racing	Oreca 07 - Gibson	LMP2	James ALLEN					
40	G-Drive Racing	Oreca 07 - Gibson	LMP2	Jose GUTIERREZ					
50	Larbre Competition	Ligier JSP217 - Gibson	LMP2	Erwin CREED					
50	Larbre Competition	Ligier JSP217 - Gibson	LMP2	Thomas DAGONEAU					
52	AF Corse	Ferrari 488 GTE EVO	LMGTE Pro	Luis Felipe DERANI					
56	Team Project 1	Porsche 911 RSR	LMGTE Am	Patrick LINDSEY					
56	Team Project 1	Porsche 911 RSR	LMGTE Am	Egidio PERFETTI					
61	Clearwater Racing	Ferrari F488 GTE	LMGTE Am	Matthew GRIFFIN					
61	Clearwater Racing	Ferrari F488 GTE	LMGTE Am	Keita SAWA					
63	Corvette Racing	Chevrolet Corvette C7.R	LMGTE Pro	Antonio GARCIA					
63	Corvette Racing	Chevrolet Corvette C7.R	LMGTE Pro	Jan MAGNUSSEN					
67	Ford Chip Ganassi Team UK	Ford GT	LMGTE Pro	Harry TINCKNELL					
68	Ford Chip Ganassi Team USA	Ford GT	LMGTE Pro	Joey HAND					
68	Ford Chip Ganassi Team USA	Ford GT	LMGTE Pro	Sébastien BOURDAIS					
69	Ford Chip Ganassi Team USA	Ford GT	LMGTE Pro	Ryan BRISCOE					
69	Ford Chip Ganassi Team USA	Ford GT	LMGTE Pro	Richard WESTBROOK					
77	Dempsey - Proton Racing	Porsche 911 RSR	LMGTE Am	Julien ANDLAUER					
77	Dempsey - Proton Racing	Porsche 911 RSR	LMGTE Am	Christian RIED					
80	Ebimotors	Porsche 911 RSR	LMGTE Am	Fabio BABINI					
80	Ebimotors	Porsche 911 RSR	LMGTE Am	Erik MARIS					
81	BMW Team MTEK	BMW M8 GTE	LMGTE Pro	Nicky CATSBURG					
82	BMW Team MTEK	BMW M8 GTE	LMGTE Pro	Antonio FELIX DA COSTA					
82	BMW Team MTEK	BMW M8 GTE	LMGTE Pro	Alexander SIMS					
84	JMW Motorsport	Ferrari F488 GTE	LMGTE Am	Liam GRIFFIN					
84	JMW Motorsport	Ferrari F488 GTE	LMGTE Am	Cooper MACNEIL					
85	Keating Motorsports	Ferrari F488 GTE	LMGTE Am	Ben KEATING					
88	Dempsey - Proton Racing	Porsche 911 RSR	LMGTE Am	Giorgio RODA					
88	Dempsey - Proton Racing	Porsche 911 RSR	LMGTE Am	Khaled AL QUBAISI					
88	Dempsey - Proton Racing	Porsche 911 RSR	LMGTE Am	Matteo CAIROLI					
90	TF Sport	Aston Martin Vantage	LMGTE Am	Salih YOLUC					
90	TF Sport	Aston Martin Vantage	LMGTE Am	Euan HANKEY					
92	Porsche GT Team	Porsche 911 RSR	LMGTE Pro	Michael CHRISTENSEN					
93	Porsche GT Team	Porsche 911 RSR	LMGTE Pro	Earl BAMBER					
94	Porsche GT Team	Porsche 911 RSR	LMGTE Pro	Sven MÜLLER					
95	Aston Martin Racing	Aston Martin Vantage AMR	LMGTE Pro	Nicki THIMM					
99	Proton Competition	Porsche 911 RSR	LMGTE Am	Patrick LONG					

Published at: .....

Track Temp: 16.67 °C Air Temp: 16.67 °C Track Status: **DRY**

Race Director:	Timekeeper:
----------------	-------------





# FIA WEC

## 86<sup>e</sup> Edition des 24 Heures du Mans

### After Warm Up

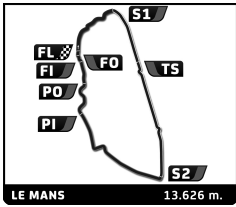
### Classification by Driver And Class Fastest Lap



Nr	Team	Car	Class	Driver	Time	Laps	Gap	Kph	Session
<b>LMP1</b>									
1	8 Toyota Gazoo Racing	Toyota TS050 - Hybrid	LMP1 H	<b>Kazuki NAKAJIMA</b>	3:15.377	48		251.1	Qualifying Practice 3
2	7 Toyota Gazoo Racing	Toyota TS050 - Hybrid	LMP1 H	<b>Kamui KOBAYASHI</b>	3:17.377	44	2.000	248.5	Qualifying Practice 1
3	8 Toyota Gazoo Racing	Toyota TS050 - Hybrid	LMP1 H	<b>Fernando ALONSO</b>	3:18.021	46	2.644	247.7	Qualifying Practice 2
4	8 Toyota Gazoo Racing	Toyota TS050 - Hybrid	LMP1 H	<b>Sébastien BUEMI</b>	3:18.728	51	3.351	246.8	Qualifying Practice 3
5	7 Toyota Gazoo Racing	Toyota TS050 - Hybrid	LMP1 H	<b>Mike CONWAY</b>	3:19.006	47	3.629	246.5	Warm Up
6	3 Rebellion Racing	Rebellion R13 - Gibson	LMP1	<b>Thomas LAURENT</b>	3:19.426	37	4.049	246.0	Free Practice
7	1 Rebellion Racing	Rebellion R13 - Gibson	LMP1	<b>Bruno SENNA</b>	3:19.449	29	4.072	245.9	Qualifying Practice 3
8	17 SMP Racing	BR Engineering BR1 - AER	LMP1	<b>Stéphane SARRAZIN</b>	3:19.483	37	4.106	245.9	Qualifying Practice 1
9	7 Toyota Gazoo Racing	Toyota TS050 - Hybrid	LMP1 H	<b>Jose Maria LOPEZ</b>	3:19.604	57	4.227	245.8	Warm Up
10	3 Rebellion Racing	Rebellion R13 - Gibson	LMP1	<b>Gustavo MENEZES</b>	3:19.945	18	4.568	245.3	Qualifying Practice 1
11	10 DragonSpeed	BR Engineering BR1 - Gibson	LMP1	<b>Ben HANLEY</b>	3:20.322	35	4.945	244.9	Free Practice
12	17 SMP Racing	BR Engineering BR1 - AER	LMP1	<b>Egor ORUDZHEV</b>	3:20.423	23	5.046	244.8	Qualifying Practice 1
13	1 Rebellion Racing	Rebellion R13 - Gibson	LMP1	<b>Neel JANI</b>	3:21.209	46	5.832	243.8	Qualifying Practice 1
14	11 SMP Racing	BR Engineering BR1 - AER	LMP1	<b>Jenson BUTTON</b>	3:21.304	30	5.927	243.7	Free Practice
15	11 SMP Racing	BR Engineering BR1 - AER	LMP1	<b>Mikhail ALESHIN</b>	3:21.370	39	5.993	243.6	Free Practice
16	1 Rebellion Racing	Rebellion R13 - Gibson	LMP1	<b>André LOTTERER</b>	3:21.493	45	6.116	243.5	Qualifying Practice 1
17	11 SMP Racing	BR Engineering BR1 - AER	LMP1	<b>Vitaly PETROV</b>	3:22.067	20	6.690	242.8	Qualifying Practice 1
18	4 Bykolles Racing Team	Enso CLM P1/01 - Nismo	LMP1	<b>Tom DILLMANN</b>	3:22.505	35	7.128	242.2	Qualifying Practice 1
19	3 Rebellion Racing	Rebellion R13 - Gibson	LMP1	<b>Mathias BECHE</b>	3:22.840	46	7.463	241.8	Free Practice
20	17 SMP Racing	BR Engineering BR1 - AER	LMP1	<b>Matevos ISAAKYAN</b>	3:22.970	32	7.593	241.7	Qualifying Practice 3
21	10 DragonSpeed	BR Engineering BR1 - Gibson	LMP1	<b>Renger VAN DER ZANDE</b>	3:23.413	22	8.036	241.2	Qualifying Practice 3
22	6 CEFC TRSM Racing	Ginetta G60-LT-P1 - Mecachrome	LMP1	<b>Oliver ROWLAND</b>	3:23.757	20	8.380	240.7	Qualifying Practice 3
23	6 CEFC TRSM Racing	Ginetta G60-LT-P1 - Mecachrome	LMP1	<b>Alex BRUNDLE</b>	3:24.343	12	8.966	240.1	Qualifying Practice 2
24	4 Bykolles Racing Team	Enso CLM P1/01 - Nismo	LMP1	<b>Dominik KRAIHAMER</b>	3:24.857	29	9.480	239.5	Qualifying Practice 1
25	4 Bykolles Racing Team	Enso CLM P1/01 - Nismo	LMP1	<b>Oliver WEBB</b>	3:25.039	26	9.662	239.2	Qualifying Practice 1
26	5 CEFC TRSM Racing	Ginetta G60-LT-P1 - Mecachrome	LMP1	<b>Michael SIMPSON</b>	3:25.203	24	9.826	239.0	Free Practice
27	6 CEFC TRSM Racing	Ginetta G60-LT-P1 - Mecachrome	LMP1	<b>Oliver TURVEY</b>	3:26.808	22	11.431	237.2	Qualifying Practice 3
28	5 CEFC TRSM Racing	Ginetta G60-LT-P1 - Mecachrome	LMP1	<b>Charles ROBERTSON</b>	3:29.305	17	13.928	234.4	Warm Up
29	5 CEFC TRSM Racing	Ginetta G60-LT-P1 - Mecachrome	LMP1	<b>Leo ROUSSEL</b>	3:29.965	18	14.588	233.6	Free Practice
30	10 DragonSpeed	BR Engineering BR1 - Gibson	LMP1	<b>Henrik HEDMAN</b>	3:31.278	32	15.901	232.2	Warm Up
<b>LMP2</b>									
1	48 Idec Sport	Oreca 07 - Gibson	LMP2	<b>Paul Loup CHATIN</b>	3:24.842	24		239.5	Qualifying Practice 3
2	31 DragonSpeed	Oreca 07 - Gibson	LMP2	<b>Nathanaël BERTHON</b>	3:24.883	32	0.041	239.4	Qualifying Practice 3
3	26 G-Drive Racing	Oreca 07 - Gibson	LMP2	<b>Jean-Eric VERGNE</b>	3:25.160	42	0.318	239.1	Qualifying Practice 3
4	28 TDS Racing	Oreca 07 - Gibson	LMP2	<b>Loïc DUVAL</b>	3:25.240	37	0.398	239.0	Qualifying Practice 1
5	28 TDS Racing	Oreca 07 - Gibson	LMP2	<b>Mathieu VAXIVIERE</b>	3:25.291	39	0.449	238.9	Qualifying Practice 2
6	23 Panis Barthez Competition	Ligier JSP217 - Gibson	LMP2	<b>William STEVENS</b>	3:25.376	45	0.534	238.8	Qualifying Practice 3
7	31 DragonSpeed	Oreca 07 - Gibson	LMP2	<b>Pastor MALDONADO</b>	3:26.508	26	1.666	237.5	Qualifying Practice 1
8	36 Signatech Alpine Matmut	Alpine A470 - Gibson	LMP2	<b>Nicolas LAPIERRE</b>	3:26.681	29	1.839	237.3	Qualifying Practice 1
9	39 Graff-SO24	Oreca 07 - Gibson	LMP2	<b>Tristan GOMMENDY</b>	3:26.701	33	1.859	237.3	Qualifying Practice 2
10	22 United Autosports	Ligier JSP217 - Gibson	LMP2	<b>Filipe ALBUQUERQUE</b>	3:26.772	36	1.930	237.2	Qualifying Practice 1
11	36 Signatech Alpine Matmut	Alpine A470 - Gibson	LMP2	<b>André NEGRÃO</b>	3:27.063	34	2.221	236.9	Qualifying Practice 1
12	38 Jackie Chan DC Racing	Oreca 07 - Gibson	LMP2	<b>Ho-Pin TUNG</b>	3:27.120	40	2.278	236.8	Qualifying Practice 3
13	37 Jackie Chan DC Racing	Oreca 07 - Gibson	LMP2	<b>Jazeman JAARFAR</b>	3:27.226	40	2.384	236.7	Qualifying Practice 3
14	40 G-Drive Racing	Oreca 07 - Gibson	LMP2	<b>Enzo GUIBBERT</b>	3:27.280	30	2.438	236.7	Qualifying Practice 2
15	26 G-Drive Racing	Oreca 07 - Gibson	LMP2	<b>Andrea PIZZITOLA</b>	3:27.332	40	2.490	236.6	Free Practice
16	40 G-Drive Racing	Oreca 07 - Gibson	LMP2	<b>James ALLEN</b>	3:27.503	20	2.661	236.4	Qualifying Practice 3
17	47 Cetilar Villorba Corse	Dallara P217 - Gibson	LMP2	<b>Luis Felipe NASR</b>	3:27.993	37	3.151	235.8	Qualifying Practice 1
18	29 Racing Team Nederland	Dallara P217 - Gibson	LMP2	<b>Giedo VAN DER GARDE</b>	3:28.111	49	3.269	235.7	Qualifying Practice 3
19	32 United Autosports	Ligier JSP217 - Gibson	LMP2	<b>Hugo DE SADELEER</b>	3:28.159	41	3.317	235.7	Qualifying Practice 2
20	35 SMP Racing	Dallara P217 - Gibson	LMP2	<b>Norman NATO</b>	3:28.629	47	3.787	235.1	Qualifying Practice 1
21	22 United Autosports	Ligier JSP217 - Gibson	LMP2	<b>Paul DI RESTA</b>	3:29.055	38	4.213	234.6	Free Practice
22	26 G-Drive Racing	Oreca 07 - Gibson	LMP2	<b>Roman RUSINOV</b>	3:29.079	42	4.237	234.6	Free Practice
23	48 Idec Sport	Oreca 07 - Gibson	LMP2	<b>Memo ROJAS</b>	3:29.270	27	4.428	234.4	Qualifying Practice 2
24	32 United Autosports	Ligier JSP217 - Gibson	LMP2	<b>Will OWEN</b>	3:29.299	31	4.457	234.4	Qualifying Practice 3
25	34 Jackie Chan DC Racing	Ligier JSP217 - Gibson	LMP2	<b>Ricky TAYLOR</b>	3:29.466	32	4.624	234.2	Warm Up
26	39 Graff-SO24	Oreca 07 - Gibson	LMP2	<b>Jonathan HIRSCHI</b>	3:29.696	26	4.854	233.9	Qualifying Practice 3
27	47 Cetilar Villorba Corse	Dallara P217 - Gibson	LMP2	<b>Giorgio SERNAGIOTTO</b>	3:29.990	31	5.148	233.6	Free Practice





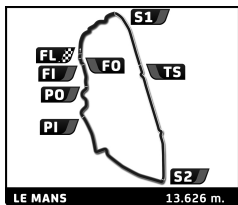


## FIA WEC 86<sup>e</sup> Edition des 24 Heures du Mans After Warm Up

### Classification by Driver And Class Fastest Lap



Nr	Team	Car	Class	Driver	Time	Laps	Gap	Kph	Session
28	32 United Autosports	Ligier JSP217 - Gibson	LMP2	Juan Pablo MONTOYA	3:30.347	49	5.505	233.2	Qualifying Practice 1
29	37 Jackie Chan DC Racing	Oreca 07 - Gibson	LMP2	Weiron TAN	3:30.384	27	5.542	233.2	Qualifying Practice 1
30	38 Jackie Chan DC Racing	Oreca 07 - Gibson	LMP2	Gabriel AUBRY	3:30.676	22	5.834	232.8	Warm Up
31	40 G-Drive Racing	Oreca 07 - Gibson	LMP2	Jose GUTIERREZ	3:30.712	36	5.870	232.8	Free Practice
32	38 Jackie Chan DC Racing	Oreca 07 - Gibson	LMP2	Stéphane RICHELMI	3:30.905	42	6.063	232.6	Warm Up
33	37 Jackie Chan DC Racing	Oreca 07 - Gibson	LMP2	Nabil JEFFRI	3:30.981	21	6.139	232.5	Qualifying Practice 3
34	23 Panis Barthez Competition	Ligier JSP217 - Gibson	LMP2	Julien CANAL	3:31.019	38	6.177	232.5	Qualifying Practice 2
35	36 Signatech Alpine Matmut	Alpine A470 - Gibson	LMP2	Pierre THIRIET	3:31.309	28	6.467	232.1	Free Practice
36	22 United Autosports	Ligier JSP217 - Gibson	LMP2	Philip HANSON	3:31.751	45	6.909	231.7	Qualifying Practice 1
37	39 Graff-SO24	Oreca 07 - Gibson	LMP2	Vincent CAPILLAIRE	3:32.039	23	7.197	231.3	Qualifying Practice 2
38	35 SMP Racing	Dallara P217 - Gibson	LMP2	Harrison NEWEY	3:32.178	39	7.336	231.2	Qualifying Practice 2
39	23 Panis Barthez Competition	Ligier JSP217 - Gibson	LMP2	Timothé BURET	3:32.317	27	7.475	231.0	Free Practice
40	31 DragonSpeed	Oreca 07 - Gibson	LMP2	Roberto GONZALEZ	3:32.404	25	7.562	230.9	Qualifying Practice 3
41	34 Jackie Chan DC Racing	Ligier JSP217 - Gibson	LMP2	Côme LEDOGAR	3:32.606	34	7.764	230.7	Qualifying Practice 3
42	48 Idec Sport	Oreca 07 - Gibson	LMP2	Paul LAFARGUE	3:32.901	36	8.059	230.4	Qualifying Practice 1
43	35 SMP Racing	Dallara P217 - Gibson	LMP2	Victor SHAITAR	3:32.912	31	8.070	230.4	Qualifying Practice 3
44	44 Eurasia Motorsport	Ligier JSP217 - Gibson	LMP2	Andrea BERTOLINI	3:33.585	42	8.743	229.7	Qualifying Practice 3
45	28 TDS Racing	Oreca 07 - Gibson	LMP2	François PERRODO	3:34.099	44	9.257	229.1	Warm Up
46	29 Racing Team Nederland	Dallara P217 - Gibson	LMP2	Jan LAMMERS	3:34.283	25	9.441	228.9	Free Practice
47	33 Jackie Chan DC Racing	Ligier JSP217 - Gibson	LMP2	David CHENG	3:35.237	30	10.395	227.9	Qualifying Practice 1
48	47 Ceilar Villorba Corse	Dallara P217 - Gibson	LMP2	Roberto LACORTE	3:35.337	23	10.495	227.8	Free Practice
49	44 Eurasia Motorsport	Ligier JSP217 - Gibson	LMP2	Niclas JÖNSSON	3:35.385	26	10.543	227.7	Qualifying Practice 1
50	34 Jackie Chan DC Racing	Ligier JSP217 - Gibson	LMP2	David HEINEMIER-HANSSON	3:35.835	32	10.993	227.3	Free Practice
51	33 Jackie Chan DC Racing	Ligier JSP217 - Gibson	LMP2	Pierre NICOLET	3:36.517	35	11.675	226.6	Qualifying Practice 3
52	33 Jackie Chan DC Racing	Ligier JSP217 - Gibson	LMP2	Nicholas BOULLE	3:36.604	45	11.762	226.5	Qualifying Practice 2
53	50 Larbre Competition	Ligier JSP217 - Gibson	LMP2	Romano RICCI	3:36.927	20	12.085	226.1	Free Practice
54	29 Racing Team Nederland	Dallara P217 - Gibson	LMP2	Frits VAN EERD	3:37.219	42	12.377	225.8	Free Practice
55	25 Algarve Pro Racing	Ligier JSP217 - Gibson	LMP2	Mark PATTERSON	3:39.518	31	14.676	223.5	Qualifying Practice 3
56	50 Larbre Competition	Ligier JSP217 - Gibson	LMP2	Erwin CREED	3:39.569	26	14.727	223.4	Qualifying Practice 2
57	44 Eurasia Motorsport	Ligier JSP217 - Gibson	LMP2	Tracy KROHN	3:39.949	47	15.107	223.0	Qualifying Practice 2
58	50 Larbre Competition	Ligier JSP217 - Gibson	LMP2	Thomas DAGONEAU	3:40.774	27	15.932	222.2	Qualifying Practice 3
59	25 Algarve Pro Racing	Ligier JSP217 - Gibson	LMP2	Tacksung KIM	3:42.200	56	17.358	220.8	Warm Up
60	25 Algarve Pro Racing	Ligier JSP217 - Gibson	LMP2	Ate DE JONG	3:44.184	32	19.342	218.8	Free Practice
<b>LMGTE Pro</b>									
1	91 Porsche GT Team	Porsche 911 RSR	LMGTE Pro	Gianmaria BRUNI	3:47.504	23		215.6	Qualifying Practice 1
2	92 Porsche GT Team	Porsche 911 RSR	LMGTE Pro	Michael CHRISTENSEN	3:49.097	30	1.593	214.1	Qualifying Practice 1
3	66 Ford Chip Ganassi Team UK	Ford GT	LMGTE Pro	Olivier PLA	3:49.181	29	1.677	214.0	Qualifying Practice 1
4	51 AF Corse	Ferrari 488 GTE EVO	LMGTE Pro	Alessandro PIER GUIDI	3:49.494	33	1.990	213.7	Qualifying Practice 3
5	68 Ford Chip Ganassi Team USA	Ford GT	LMGTE Pro	Dirk MÜLLER	3:49.582	26	2.078	213.7	Qualifying Practice 1
6	93 Porsche GT Team	Porsche 911 RSR	LMGTE Pro	Patrick PILET	3:49.589	34	2.085	213.7	Qualifying Practice 3
7	69 Ford Chip Ganassi Team USA	Ford GT	LMGTE Pro	Richard WESTBROOK	3:49.761	33	2.257	213.5	Qualifying Practice 3
8	94 Porsche GT Team	Porsche 911 RSR	LMGTE Pro	Sven MÜLLER	3:50.089	15	2.585	213.2	Qualifying Practice 1
9	91 Porsche GT Team	Porsche 911 RSR	LMGTE Pro	Frédéric MAKOWIECKI	3:50.141	30	2.637	213.1	Qualifying Practice 3
10	66 Ford Chip Ganassi Team UK	Ford GT	LMGTE Pro	Stefan MÜCKE	3:50.166	38	2.662	213.1	Qualifying Practice 3
11	63 Corvette Racing	Chevrolet Corvette C7.R	LMGTE Pro	Antonio GARCIA	3:50.242	31	2.738	213.1	Qualifying Practice 3
12	71 AF Corse	Ferrari 488 GTE EVO	LMGTE Pro	Sam BIRD	3:50.246	24	2.742	213.0	Qualifying Practice 3
13	67 Ford Chip Ganassi Team UK	Ford GT	LMGTE Pro	Andy PRIAULX	3:50.429	46	2.925	212.9	Qualifying Practice 1
14	69 Ford Chip Ganassi Team USA	Ford GT	LMGTE Pro	Scott DIXON	3:50.533	32	3.029	212.8	Warm Up
15	82 BMW Team MTEK	BMW M8 GTE	LMGTE Pro	Antonio FELIX DA COSTA	3:50.579	39	3.075	212.7	Qualifying Practice 1
16	81 BMW Team MTEK	BMW M8 GTE	LMGTE Pro	Nicky CATSBURG	3:50.596	29	3.092	212.7	Qualifying Practice 1
17	51 AF Corse	Ferrari 488 GTE EVO	LMGTE Pro	James CALADO	3:50.702	35	3.198	212.6	Warm Up
18	68 Ford Chip Ganassi Team USA	Ford GT	LMGTE Pro	Joey HAND	3:50.706	42	3.202	212.6	Qualifying Practice 3
19	51 AF Corse	Ferrari 488 GTE EVO	LMGTE Pro	Daniel SERRA	3:50.725	35	3.221	212.6	Warm Up
20	92 Porsche GT Team	Porsche 911 RSR	LMGTE Pro	Laurens VANTHOOR	3:50.859	37	3.355	212.5	Free Practice
21	52 AF Corse	Ferrari 488 GTE EVO	LMGTE Pro	Toni VILANDER	3:50.931	52	3.427	212.4	Warm Up
22	64 Corvette Racing	Chevrolet Corvette C7.R	LMGTE Pro	Tommy MILNER	3:50.952	47	3.448	212.4	Qualifying Practice 1
23	52 AF Corse	Ferrari 488 GTE EVO	LMGTE Pro	Luis Felipe DERANI	3:50.957	33	3.453	212.4	Qualifying Practice 3
24	92 Porsche GT Team	Porsche 911 RSR	LMGTE Pro	Kevin ESTRE	3:51.101	41	3.597	212.3	Qualifying Practice 2
25	91 Porsche GT Team	Porsche 911 RSR	LMGTE Pro	Richard LIETZ	3:51.150	34	3.646	212.2	Qualifying Practice 2



# FIA WEC

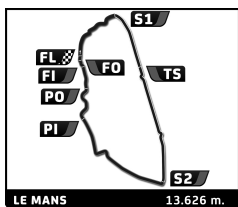
## 86<sup>e</sup> Edition des 24 Heures du Mans After Warm Up

### Classification by Driver And Class Fastest Lap



Nr	Team	Car	Class	Driver	Time	Laps	Gap	Kph	Session
26	81 BMW Team MTEK	BMW M8 GTE	LMGTE Pro	Philipp ENG	3:51.322	40	3.818	212.1	Qualifying Practice 1
27	68 Ford Chip Ganassi Team USA	Ford GT	LMGTE Pro	Sébastien BOURDAIS	3:51.406	26	3.902	212.0	Qualifying Practice 1
28	71 AF Corse	Ferrari 488 GTE EVO	LMGTE Pro	Miguel MOLINA	3:51.521	37	4.017	211.9	Free Practice
29	67 Ford Chip Ganassi Team UK	Ford GT	LMGTE Pro	Harry TINCKNELL	3:51.549	28	4.045	211.8	Qualifying Practice 1
30	94 Porsche GT Team	Porsche 911 RSR	LMGTE Pro	Romain DUMAS	3:51.695	26	4.191	211.7	Free Practice
31	93 Porsche GT Team	Porsche 911 RSR	LMGTE Pro	Earl BAMBER	3:51.762	33	4.258	211.7	Qualifying Practice 3
32	93 Porsche GT Team	Porsche 911 RSR	LMGTE Pro	Nick TANDY	3:51.862	31	4.358	211.6	Warm Up
33	52 AF Corse	Ferrari 488 GTE EVO	LMGTE Pro	Antonio GIOVINAZZI	3:52.112	36	4.608	211.3	Qualifying Practice 1
34	71 AF Corse	Ferrari 488 GTE EVO	LMGTE Pro	Davide RIGON	3:52.141	60	4.637	211.3	Free Practice
35	66 Ford Chip Ganassi Team UK	Ford GT	LMGTE Pro	Billy JOHNSON	3:52.150	36	4.646	211.3	Qualifying Practice 1
36	97 Aston Martin Racing	Aston Martin Vantage AMR	LMGTE Pro	Jonathan ADAM	3:52.169	47	4.665	211.3	Warm Up
37	67 Ford Chip Ganassi Team UK	Ford GT	LMGTE Pro	Tony KANAAN	3:52.292	37	4.788	211.2	Qualifying Practice 3
38	69 Ford Chip Ganassi Team USA	Ford GT	LMGTE Pro	Ryan BRISCOE	3:52.298	25	4.794	211.2	Qualifying Practice 2
39	82 BMW Team MTEK	BMW M8 GTE	LMGTE Pro	Augusto FARFUS	3:52.306	53	4.802	211.2	Qualifying Practice 1
40	95 Aston Martin Racing	Aston Martin Vantage AMR	LMGTE Pro	Marco SØRENSEN	3:52.448	42	4.944	211.0	Warm Up
41	97 Aston Martin Racing	Aston Martin Vantage AMR	LMGTE Pro	Alexander LYNN	3:52.486	39	4.982	211.0	Qualifying Practice 1
42	64 Corvette Racing	Chevrolet Corvette C7.R	LMGTE Pro	Marcel FÄSSLER	3:52.836	33	5.332	210.7	Qualifying Practice 1
43	64 Corvette Racing	Chevrolet Corvette C7.R	LMGTE Pro	Oliver GAVIN	3:52.923	37	5.419	210.6	Qualifying Practice 2
44	94 Porsche GT Team	Porsche 911 RSR	LMGTE Pro	Timo BERNHARD	3:52.970	32	5.466	210.6	Free Practice
45	95 Aston Martin Racing	Aston Martin Vantage AMR	LMGTE Pro	Darren TURNER	3:52.975	30	5.471	210.6	Warm Up
46	63 Corvette Racing	Chevrolet Corvette C7.R	LMGTE Pro	Jan MAGNUSSEN	3:52.994	28	5.490	210.5	Qualifying Practice 2
47	63 Corvette Racing	Chevrolet Corvette C7.R	LMGTE Pro	Mike ROCKENFELLER	3:53.286	51	5.782	210.3	Warm Up
48	97 Aston Martin Racing	Aston Martin Vantage AMR	LMGTE Pro	Maxime MARTIN	3:53.367	34	5.863	210.2	Warm Up
49	95 Aston Martin Racing	Aston Martin Vantage AMR	LMGTE Pro	Nicki THILM	3:53.523	49	6.019	210.1	Qualifying Practice 3
50	82 BMW Team MTEK	BMW M8 GTE	LMGTE Pro	Alexander SIMS	3:54.090	20	6.586	209.6	Qualifying Practice 1
51	81 BMW Team MTEK	BMW M8 GTE	LMGTE Pro	Martin TOMCZYK	3:54.110	37	6.606	209.5	Qualifying Practice 1
<b>LMGTE Am</b>									
1	88 Dempsey - Proton Racing	Porsche 911 RSR	LMGTE Am	Matteo CAIROLI	3:50.728	34		212.6	Qualifying Practice 1
2	86 Gulf Racing	Porsche 911 RSR	LMGTE Am	Benjamin BARKER	3:51.391	38	0.663	212.0	Qualifying Practice 3
3	77 Dempsey - Proton Racing	Porsche 911 RSR	LMGTE Am	Matt CAMPBELL	3:51.930	27	1.202	211.5	Qualifying Practice 1
4	54 Spirit of Race	Ferrari F488 GTE	LMGTE Am	Giancarlo FISICHELLA	3:51.956	39	1.228	211.5	Qualifying Practice 2
5	77 Dempsey - Proton Racing	Porsche 911 RSR	LMGTE Am	Julien ANDLauer	3:52.942	36	2.214	210.6	Qualifying Practice 1
6	56 Team Project 1	Porsche 911 RSR	LMGTE Am	Jörg BERGMEISTER	3:52.985	47	2.257	210.5	Qualifying Practice 1
7	90 TF Sport	Aston Martin Vantage	LMGTE Am	Euan HANKEY	3:53.070	32	2.342	210.5	Qualifying Practice 3
8	85 Keating Motorsports	Ferrari F488 GTE	LMGTE Am	Jeroen BLEEKEMOLEN	3:53.218	34	2.490	210.3	Warm Up
9	80 Ebimotors	Porsche 911 RSR	LMGTE Am	Fabio BABINI	3:53.402	27	2.674	210.2	Qualifying Practice 3
10	61 Clearwater Racing	Ferrari F488 GTE	LMGTE Am	Matthew GRIFFIN	3:53.409	45	2.681	210.2	Qualifying Practice 3
11	84 JMW Motorsport	Ferrari F488 GTE	LMGTE Am	Jeffrey SEGAL	3:53.439	37	2.711	210.1	Qualifying Practice 2
12	98 Aston Martin Racing	Aston Martin Vantage	LMGTE Am	Pedro LAMY	3:53.817	33	3.089	209.8	Qualifying Practice 3
13	99 Proton Competition	Porsche 911 RSR	LMGTE Am	Patrick LONG	3:54.720	32	3.992	209.0	Qualifying Practice 2
14	85 Keating Motorsports	Ferrari F488 GTE	LMGTE Am	Luca STOLZ	3:54.782	38	4.054	208.9	Warm Up
15	70 MR Racing	Ferrari F488 GTE	LMGTE Am	Olivier BERETTA	3:54.951	34	4.223	208.8	Qualifying Practice 1
16	54 Spirit of Race	Ferrari F488 GTE	LMGTE Am	Francesco CASTELLACCI	3:55.116	41	4.388	208.6	Free Practice
17	86 Gulf Racing	Porsche 911 RSR	LMGTE Am	Alexander DAVISON	3:55.598	33	4.870	208.2	Free Practice
18	90 TF Sport	Aston Martin Vantage	LMGTE Am	Charles EASTWOOD	3:55.661	23	4.933	208.2	Qualifying Practice 1
19	99 Proton Competition	Porsche 911 RSR	LMGTE Am	Spencer PUMPELLY	3:56.674	18	5.946	207.3	Free Practice
20	56 Team Project 1	Porsche 911 RSR	LMGTE Am	Patrick LINDSEY	3:56.893	29	6.165	207.1	Free Practice
21	88 Dempsey - Proton Racing	Porsche 911 RSR	LMGTE Am	Giorgio RODA	3:57.630	34	6.902	206.4	Free Practice
22	70 MR Racing	Ferrari F488 GTE	LMGTE Am	Edward CHEEVER	3:57.746	33	7.018	206.3	Free Practice
23	61 Clearwater Racing	Ferrari F488 GTE	LMGTE Am	Keita SAWA	3:57.820	21	7.092	206.3	Qualifying Practice 1
24	98 Aston Martin Racing	Aston Martin Vantage	LMGTE Am	Mathias LAUDA	3:58.032	42	7.304	206.1	Free Practice
25	56 Team Project 1	Porsche 911 RSR	LMGTE Am	Egidio PERFETTI	3:58.235	31	7.507	205.9	Qualifying Practice 2
26	80 Ebimotors	Porsche 911 RSR	LMGTE Am	Christina NIELSEN	3:58.241	36	7.513	205.9	Qualifying Practice 3
27	84 JMW Motorsport	Ferrari F488 GTE	LMGTE Am	Cooper MACNEIL	3:58.615	25	7.887	205.6	Qualifying Practice 3
28	77 Dempsey - Proton Racing	Porsche 911 RSR	LMGTE Am	Christian RIED	3:58.628	29	7.900	205.6	Free Practice
29	85 Keating Motorsports	Ferrari F488 GTE	LMGTE Am	Ben KEATING	3:58.661	19	7.933	205.5	Qualifying Practice 2
30	98 Aston Martin Racing	Aston Martin Vantage	LMGTE Am	Paul DALLA LANA	3:58.707	35	7.979	205.5	Qualifying Practice 2
31	88 Dempsey - Proton Racing	Porsche 911 RSR	LMGTE Am	Khaled AL QUBAISI	3:59.027	35	8.299	205.2	Free Practice
32	54 Spirit of Race	Ferrari F488 GTE	LMGTE Am	Thomas FLOHR	3:59.992	38	9.264	204.4	Free Practice





# FIA WEC

## 86<sup>e</sup> Edition des 24 Heures du Mans After Warm Up

### Classification by Driver And Class Fastest Lap

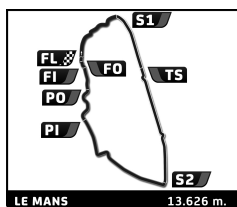


Nr	Team	Car	Class	Driver	Time	Laps	Gap	Kph	Session
33	86 Gulf Racing	Porsche 911 RSR	LMGTE Am	Michael WAINWRIGHT	4:01.315	25	10.587	203.3	Free Practice
34	90 TF Sport	Aston Martin Vantage	LMGTE Am	Salih YOLUC	4:01.389	38	10.661	203.2	Qualifying Practice 3
35	61 Clearwater Racing	Ferrari F488 GTE	LMGTE Am	Weng Sun MOK	4:01.485	38	10.757	203.1	Warm Up
36	70 MR Racing	Ferrari F488 GTE	LMGTE Am	Motoaki ISHIKAWA	4:02.540	45	11.812	202.2	Qualifying Practice 2
37	84 JMW Motorsport	Ferrari F488 GTE	LMGTE Am	Liam GRIFFIN	4:02.654	29	11.926	202.2	Free Practice
38	80 Ebimotors	Porsche 911 RSR	LMGTE Am	Erik MARIS	4:03.248	28	12.520	201.7	Free Practice
39	99 Proton Competition	Porsche 911 RSR	LMGTE Am	Timothy PAPPAS	4:03.255	38	12.527	201.7	Warm Up

Published at: .....

<b>Race Director:</b>	<b>Timekeeper:</b>
-----------------------	--------------------





# FIA WEC

## 86<sup>e</sup> Edition des 24 Heures du Mans

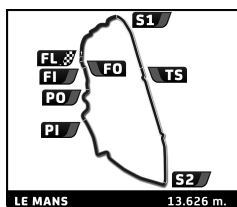
### Warm Up

### Best Sector Times



SECTOR 1			SECTOR 2			SECTOR 3			Pos	Team	Cl	Ideal Lap	Best Lap
Pos	Driver	Time	Driver	Time	Driver	Time	Pos	Time					
1	17 E.ORUDZHEV	31.521	7 K.KOBAYASHI	1:16.201	7 K.KOBAYASHI	1:30.184	1	7 Toyota Gazoo Racing	LMP1	H	3:18.173	3:18.687 (1)	
2	8 S.BUEMI	31.551	8 S.BUEMI	1:16.353	8 S.BUEMI	1:30.980	2	8 Toyota Gazoo Racing	LMP1	H	3:18.884	3:18.949 (2)	
3	1 N.JANI	31.683	17 E.ORUDZHEV	1:18.051	10 B.HANLEY	1:32.449	1	1 Rebellion Racing	LMP1		3:22.774	3:23.442 (5)	
4	7 J.LOPEZ	31.788	10 B.HANLEY	1:18.090	1 N.JANI	1:32.946	4	10 DragonSpeed	LMP1		3:22.984	3:23.039 (3)	
5	11 M.ALESHIN	31.808	1 N.JANI	1:18.145	11 M.ALESHIN	1:33.576	5	17 SMP Racing	LMP1		3:23.310	3:23.314 (4)	
6	4 T.DILLMANN	32.376	11 M.ALESHIN	1:18.165	17 E.ORUDZHEV	1:33.738	6	11 SMP Racing	LMP1		3:23.549	3:23.549 (6)	
7	10 B.HANLEY	32.445	36 N.LAPIERRE	1:19.474	3 T.LAURENT	1:33.749	7	4 Bykolles Racing Team	LMP1		3:26.421	3:26.421 (7)	
8	28 M.VAXIVIERE	32.889	4 T.DILLMANN	1:19.711	4 T.DILLMANN	1:34.334	8	34 Jackie Chan DC Racing	LMP2		3:29.065	3:29.466 (9)	
9	34 R.TAYLOR	33.062	3 T.LAURENT	1:19.910	5 C.ROBERTSON	1:35.475	9	36 Signatech Alpine Matmut	LMP2		3:29.089	3:29.868 (10)	
10	40 E.GUIBBERT	33.117	34 R.TAYLOR	1:19.927	26 J.VERGNE	1:35.971	10	5 CEFC TRSM Racing	LMP1		3:29.305	3:29.305 (8)	
11	22 F.ALBUQUERQUE	33.122	28 M.VAXIVIERE	1:20.056	34 R.TAYLOR	1:36.076	11	35 SMP Racing	LMP2		3:29.698	3:29.942 (16)	
12	35 N.NATO	33.179	35 H.NEWWEY	1:20.134	35 N.NATO	1:36.385	12	26 G-Drive Racing	LMP2		3:30.072	3:30.072 (11)	
13	36 N.LAPIERRE	33.216	47 L.NASR	1:20.260	36 N.LAPIERRE	1:36.399	13	47 Cetilar Villorba Corse	LMP2		3:30.187	3:30.582 (12)	
14	37 W.TAN	33.224	38 S.RICHELMI	1:20.441	40 E.GUIBBERT	1:36.447	14	40 G-Drive Racing	LMP2		3:30.189	3:30.918 (14)	
15	38 S.RICHELMI	33.237	5 C.ROBERTSON	1:20.515	23 W.STEVENS	1:36.557	15	38 Jackie Chan DC Racing	LMP2		3:30.326	3:30.676 (13)	
16	47 L.NASR	33.283	22 F.ALBUQUERQUE	1:20.533	47 L.NASR	1:36.644	16	22 United Autosports	LMP2		3:30.774	3:31.425 (18)	
17	5 C.ROBERTSON	33.315	40 E.GUIBBERT	1:20.625	38 G.AUBRY	1:36.648	17	23 Panis Barthez Competition	LMP2		3:30.919	3:30.919 (15)	
18	26 J.VERGNE	33.334	23 W.STEVENS	1:20.755	39 J.HIRSCHI	1:36.905	18	39 Graff-SO24	LMP2		3:31.186	3:31.186 (17)	
19	39 J.HIRSCHI	33.385	26 J.VERGNE	1:20.767	22 F.ALBUQUERQUE	1:37.119	19	28 TDS Racing	LMP2		3:31.445	3:32.361 (19)	
20	31 N.BERTHON	33.442	39 J.HIRSCHI	1:20.896	31 N.BERTHON	1:37.448	20	31 DragonSpeed	LMP2		3:31.866	3:33.617 (21)	
21	23 W.STEVENS	33.607	37 W.TAN	1:20.941	32 H.DE SADELEER	1:37.659	21	32 United Autosports	LMP2		3:32.519	3:32.519 (20)	
22	29 G.VAN DER GARDE	33.677	31 N.BERTHON	1:20.976	29 G.VAN DER GARDE	1:38.316	22	29 Racing Team Nederland	LMP2		3:33.178	3:35.285 (22)	
23	32 H.DE SADELEER	33.682	32 H.DE SADELEER	1:21.178	28 F.PERRODO	1:38.500	23	37 Jackie Chan DC Racing	LMP2		3:33.376	3:35.876 (24)	
24	48 M.ROJAS	33.704	29 G.VAN DER GARDE	1:21.185	44 A.BERTOLINI	1:39.134	24	44 Eurasia Motorsport	LMP2		3:35.118	3:35.411 (23)	
25	44 N.JÖNSSON	34.261	44 A.BERTOLINI	1:21.723	37 N.JEFFRI	1:39.211	25	48 Idec Sport	LMP2		3:35.528		
26	25 M.PATTERSON	34.439	48 P.LAFARGUE	1:22.235	48 P.LAFARGUE	1:39.589	26	33 Jackie Chan DC Racing	LMP2		3:37.398	3:38.505 (26)	
27	50 R.RICCI	34.444	50 R.RICCI	1:22.356	33 N.BOULLE	1:40.074	27	50 Larbre Competition	LMP2		3:37.436	3:37.436 (25)	
28	33 N.BOULLE	34.449	33 N.BOULLE	1:22.875	50 R.RICCI	1:40.636	28	25 Algarve Pro Racing	LMP2		3:39.419	3:39.966 (27)	
29	51 J.CALADO	36.245	25 T.KIM	1:23.750	25 M.PATTERSON	1:41.230	29	69 Ford Chip Ganassi Team USA	LMGTE Pro		3:50.230	3:50.533 (28)	
30	71 S.BIRD	36.295	69 S.DIXON	1:28.365	52 T.VILANDER	1:45.283	30	71 AF Corse	LMGTE Pro		3:50.422	3:51.010 (31)	
31	94 R.DUMAS	36.371	71 S.BIRD	1:28.485	51 J.CALADO	1:45.380	31	51 AF Corse	LMGTE Pro		3:50.430	3:50.702 (29)	
32	69 S.DIXON	36.419	68 D.MÜLLER	1:28.652	69 S.DIXON	1:45.446	32	52 AF Corse	LMGTE Pro		3:50.567	3:50.931 (30)	
33	93 N.TANDY	36.471	52 T.VILANDER	1:28.708	71 S.BIRD	1:45.642	33	68 Ford Chip Ganassi Team USA	LMGTE Pro		3:51.320	3:51.320 (32)	
34	92 L.VANTHOOR	36.479	51 D.SERRA	1:28.805	92 L.VANTHOOR	1:45.943	34	92 Porsche GT Team	LMGTE Pro		3:51.450	3:52.230 (36)	
35	97 J.ADAM	36.501	66 B.JOHNSON	1:28.849	95 M.SØRENSEN	1:46.084	35	94 Porsche GT Team	LMGTE Pro		3:51.641	3:51.869 (34)	
36	95 D.TURNER	36.521	82 A.FARFUS	1:28.855	68 D.MÜLLER	1:46.125	36	95 Aston Martin Racing	LMGTE Pro		3:51.840	3:52.448 (38)	
37	68 D.MÜLLER	36.543	92 L.VANTHOOR	1:29.028	94 R.DUMAS	1:46.138	37	93 Porsche GT Team	LMGTE Pro		3:51.862	3:51.862 (33)	
38	52 T.VILANDER	36.576	81 P.ENG	1:29.076	93 N.TANDY	1:46.175	38	66 Ford Chip Ganassi Team UK	LMGTE Pro		3:52.060	3:52.581 (39)	
39	66 S.MÜCKE	36.653	94 R.DUMAS	1:29.132	97 J.ADAM	1:46.236	39	82 BMW Team MTEK	LMGTE Pro		3:52.121	3:52.381 (37)	
40	67 A.PRIAULX	36.669	93 N.TANDY	1:29.216	82 A.FARFUS	1:46.415	40	97 Aston Martin Racing	LMGTE Pro		3:52.169	3:52.169 (35)	
41	63 M.ROCKENFELLER	36.684	95 M.SØRENSEN	1:29.235	66 S.MÜCKE	1:46.558	41	91 Porsche GT Team	LMGTE Pro		3:52.696	3:52.829 (40)	
42	91 G.BRUNI	36.790	91 F.MAKOWIECKI	1:29.246	91 G.BRUNI	1:46.660	42	81 BMW Team MTEK	LMGTE Pro		3:52.842	3:52.842 (41)	
43	82 A.FARFUS	36.851	67 A.PRIAULX	1:29.365	63 M.ROCKENFELLER	1:46.719	43	67 Ford Chip Ganassi Team UK	LMGTE Pro		3:52.874	3:52.903 (42)	
44	85 J.BLEEKEMOLEN	36.855	97 J.ADAM	1:29.432	81 P.ENG	1:46.802	44	63 Corvette Racing	LMGTE Pro		3:53.023	3:53.286 (44)	
45	99 S.PUMPELLY	36.936	85 J.BLEEKEMOLEN	1:29.502	67 A.PRIAULX	1:46.840	45	85 Keating Motorsports	LMGTE Am		3:53.218	3:53.218 (43)	
46	81 P.ENG	36.964	64 M.FÄSSLER	1:29.618	85 J.BLEEKEMOLEN	1:46.861	46	64 Corvette Racing	LMGTE Pro		3:53.562	3:53.688 (45)	
47	54 G.FISICHELLA	36.973	63 M.ROCKENFELLER	1:29.620	64 M.FÄSSLER	1:46.967	47	86 Gulf Racing	LMGTE Am		3:54.104	3:54.830 (46)	
48	64 M.FÄSSLER	36.977	86 B.BARKER	1:29.762	86 B.BARKER	1:47.192	48	54 Spirit of Race	LMGTE Am		3:55.011	3:55.209 (47)	
49	86 B.BARKER	37.150	99 S.PUMPELLY	1:30.157	56 J.BERGMEISTER	1:47.509	49	56 Team Project 1	LMGTE Am		3:55.170	3:55.289 (48)	
50	70 O.BERETTA	37.156	56 J.BERGMEISTER	1:30.320	54 G.FISICHELLA	1:47.569	50	99 Proton Competition	LMGTE Am		3:55.214	3:56.847 (51)	
51	90 C.EASTWOOD	37.173	54 G.FISICHELLA	1:30.469	77 M.CAMPBELL	1:48.073	51	77 Dempsey - Proton Racing	LMGTE Am		3:55.791	3:55.791 (49)	
52	77 M.CAMPBELL	37.217	77 M.CAMPBELL	1:30.501	99 S.PUMPELLY	1:48.121	52	90 TF Sport	LMGTE Am		3:56.261	3:56.517 (50)	





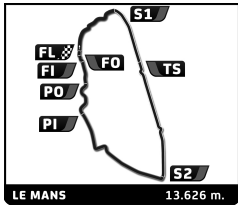
**FIA WEC**  
86<sup>e</sup> Edition des 24 Heures du Mans  
Warm Up

Best Sector Times



SECTOR 1			SECTOR 2		SECTOR 3		Pos	Team	Cl	Ideal Lap	Best Lap
Pos	Driver	Time	Driver	Time	Driver	Time					
53	98 P.LAMY	37.283	90 C.EASTWOOD	1:30.539	90 C.EASTWOOD	1:48.549	53	70 MR Racing	LMGTE Am	3:56.761	3:58.695 (53)
54	56 J.BERGMEISTER	37.341	70 O.BERETTA	1:30.907	70 O.BERETTA	1:48.698	54	98 Aston Martin Racing	LMGTE Am	3:57.584	3:57.584 (52)
55	84 J.SEGAL	37.523	98 P.LAMY	1:31.320	98 P.LAMY	1:48.981	55	84 JMW Motorsport	LMGTE Am	3:59.378	
56	80 C.NIELSEN	37.677	84 J.SEGAL	1:31.709	84 J.SEGAL	1:50.146	56	61 Clearwater Racing	LMGTE Am	4:01.485	4:01.485 (54)
57	61 W.MOK	38.342	80 C.NIELSEN	1:32.617	61 W.MOK	1:50.489	57	80 Ebimotors	LMGTE Am	4:02.635	4:02.635 (55)





# FIA WEC

## 86<sup>e</sup> Edition des 24 Heures du Mans

### Warm Up

### Best Specific Sectors



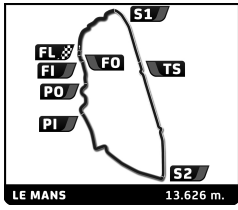
Pos	T6		T7		PORSCHE		FORD		T6+ T7	
	Driver	Time Kph	Driver	Time Kph	Driver	Time Kph	Driver	Time Kph	Driver	Time Kph
1	8 S. BUEMI	3.157 165.1	8S. BUEMI	3.640 246.4	10 B. HANLEY	13.766 269.9	7 M. CONWAY	6.019 154.6	8 S.BUEMI	6.801 211.2
2	7 M. CONWAY	3.187 163.6	7M. CONWAY	3.674 244.1	17 M. ISAAKYAN	13.867 267.9	8 S. BUEMI	6.140 151.6	7 J.LOPEZ	6.909 207.9
3	11 J. BUTTON	3.368 154.8	11 J. BUTTON	3.778 237.4	1 N. JANI	14.015 265.1	1 N. JANI	6.180 150.6	11 V.PETROV	7.157 200.7
4	1 N. JANI	3.409 152.9	17 M. ISAAKYAN	3.788 236.7	3 M. BECHE	14.186 261.9	4 D. KRAIHAMER	6.268 148.5	1 N.JANI	7.211 199.2
5	17 M. ISAAKYAN	3.471 150.2	1 N. JANI	3.802 235.9	5 M. SIMPSON	14.322 259.4	10 B. HANLEY	6.289 148.0	17 S.SARRAZIN	7.271 197.6
6	5 C. ROBERTSON	3.513 148.4	10B. HANLEY	3.844 233.3	7 M. CONWAY	14.324 259.4	26 J. VERGNE	6.306 147.6	10 H.HEDMAN	7.392 194.3
7	4 D. KRAIHAMER	3.524 147.9	4D. KRAIHAMER	3.885 230.8	8 S. BUEMI	14.380 258.4	92 L. VANTHOOR	6.389 145.7	4 D.KRAIHAMER	7.426 193.4
8	28 F. PERRODO	3.531 147.6	5C. ROBERTSON	3.942 227.5	11 J. BUTTON	14.616 254.2	47 G. SERNAGIOTTO	6.391 145.6	5 C.ROBERTSON	7.455 192.7
9	10 B. HANLEY	3.546 147.0	28F. PERRODO	3.959 226.5	4 D. KRAIHAMER	14.703 252.7	51 J. CALADO	6.397 145.5	28 M.VAXIVIERE	7.490 191.8
10	40 E. GUIBBERT	3.551 146.8	40E. GUIBBERT	3.967 226.1	26 J. VERGNE	15.001 247.7	52 T. VILANDER	6.451 144.3	40 E.GUIBBERT	7.518 191.1
11	26 J. VERGNE	3.563 146.3	48P. CHATIN	3.971 225.8	36 N. LAPIERRE	15.041 247.0	17 M. ISAAKYAN	6.455 144.2	26 J.VERGNE	7.540 190.5
12	31 N. BERTHON	3.574 145.9	26 J. VERGNE	3.977 225.5	38 H. TUNG	15.102 246.0	97 J. ADAM	6.455 144.2	31 N.BERTHON	7.560 190.0
13	34 R. TAYLOR	3.596 145.0	34R. TAYLOR	3.982 225.2	40 E. GUIBBERT	15.173 244.9	35 V. SHAITAR	6.456 144.2	34 R.TAYLOR	7.578 189.5
14	47 G. SERNAGIOTTO	3.597 144.9	39T. GOMMENDY	3.984 225.1	34 R. TAYLOR	15.224 244.0	11 J. BUTTON	6.461 144.1	35 N.NATO	7.586 189.3
15	35 V. SHAITAR	3.601 144.8	35V. SHAITAR	3.985 225.0	39 T. GOMMENDY	15.389 241.4	34 R. TAYLOR	6.474 143.8	22 F.ALBUQUERQUE	7.590 189.2
16	22 F. ALBUQUERQUE	3.603 144.7	31 N. BERTHON	3.986 225.0	23 T. BURET	15.582 238.4	3 T. LAURENT	6.476 143.7	47 G.SERNAGIOTTO	7.597 189.1
17	38 H. TUNG	3.609 144.4	22 F. ALBUQUERQUE	3.987 224.9	47 G. SERNAGIOTTO	15.587 238.4	38 H. TUNG	6.478 143.7	48 P.CHATIN	7.602 189.0
18	29 G. VAN DER GARDE	3.619 144.0	38H. TUNG	3.989 224.8	22 F. ALBUQUERQUE	15.627 237.7	22 F. ALBUQUERQUE	6.480 143.6	38 G.AUBRY	7.603 188.9
19	39 T. GOMMENDY	3.626 143.8	36 A. NEGRÃO	3.994 224.5	29 G. VAN DER GARDE	15.629 237.7	95 M. SØRENSEN	6.493 143.4	39 V.CAPILLAIRE	7.618 188.6
20	48 P. CHATIN	3.631 143.6	23T. BURET	3.999 224.2	37 J. JAAFAR	15.657 237.3	69 S. DIXON	6.509 143.0	29 J.LAMMERS	7.622 188.5
21	36 A. NEGRÃO	3.643 143.1	47 G. SERNAGIOTTO	4.000 224.2	35 V. SHAITAR	15.709 236.5	39 T. GOMMENDY	6.519 142.8	36 A.NEGRÃO	7.637 188.1
22	32 H. DE SADELEER	3.646 143.0	29 G. VAN DER GARDE	4.003 224.0	32 H. DE SADELEER	15.721 236.3	71 D. RIGON	6.527 142.6	23 W.STEVENS	7.651 187.7
23	23 T. BURET	3.652 142.7	32 H. DE SADELEER	4.007 223.8	31 N. BERTHON	15.785 235.4	91 F. MAKOWIECKI	6.542 142.3	32 H.DE SADELEER	7.653 187.7
24	50 R. RICCI	3.652 142.7	37 J. JAAFAR	4.009 223.7	28 F. PERRODO	15.878 234.0	23 T. BURET	6.564 141.8	37 J.JAAFAR	7.670 187.3
25	37 J. JAAFAR	3.661 142.4	44 N. JÖNSSON	4.010 223.6	48 P. CHATIN	16.034 231.7	93 P. PILET	6.577 141.5	50 R.RICCI	7.681 187.0
26	25 M. PATTERSON	3.664 142.3	33 N. BOULLE	4.018 223.2	44 N. JÖNSSON	16.413 226.4	94 R. DUMAS	6.579 141.5	25 M.PATTERSON	7.696 186.6
27	44 N. JÖNSSON	3.698 141.0	25 M. PATTERSON	4.023 222.9	50 R. RICCI	16.573 224.2	67 A. PRIAULX	6.580 141.5	44 N.JÖNSSON	7.728 185.9
28	51 J. CALADO	3.709 140.5	50 R. RICCI	4.029 222.6	25 M. PATTERSON	16.632 223.4	66 O. PLA	6.583 141.4	33 N.BOULLE	7.778 184.7
29	52 T. VILANDER	3.723 140.0	51 J. CALADO	4.394 204.1	33 N. BOULLE	16.781 221.4	36 A. NEGRÃO	6.584 141.4	51 D.SERRA	8.103 177.3
30	71 D. RIGON	3.735 139.6	71 D. RIGON	4.397 203.9	97 J. ADAM	17.466 212.7	85 L. STOLZ	6.601 141.0	71 S.BIRD	8.132 176.6
31	94 R. DUMAS	3.760 138.6	52 T. VILANDER	4.415 203.1	69 S. DIXON	17.488 212.4	81 M. TOMCZYK	6.621 140.6	52 T.VILANDER	8.138 176.5
32	33 N. BOULLE	3.760 138.6	94 R. DUMAS	4.419 202.9	95 M. SØRENSEN	17.536 211.9	68 D. MÜLLER	6.643 140.1	94 R.DUMAS	8.179 175.6
33	93 P. PILET	3.794 137.4	68 D. MÜLLER	4.420 202.9	51 J. CALADO	17.550 211.7	70 E. CHEEVER	6.644 140.1	93 P.PILET	8.239 174.3
34	97 J. ADAM	3.814 136.7	95 M. SØRENSEN	4.432 202.3	82 A. FARFUS	17.572 211.4	56 J. BERGMEISTER	6.648 140.0	68 D.MÜLLER	8.244 174.2
35	69 S. DIXON	3.814 136.7	82 A. FARFUS	4.436 202.2	52 T. VILANDER	17.607 211.0	5 C. ROBERTSON	6.649 140.0	95 D.TURNER	8.247 174.2
36	95 M. SØRENSEN	3.815 136.6	63 M. ROCKENFELLER	4.437 202.1	81 M. TOMCZYK	17.617 210.9	64 O. GAVIN	6.651 139.9	69 S.DIXON	8.255 174.0
37	68 D. MÜLLER	3.816 136.6	69 S. DIXON	4.439 202.0	71 D. RIGON	17.619 210.9	54 G. FISICHELLA	6.657 139.8	97 J.ADAM	8.256 174.0
38	54 G. FISICHELLA	3.819 136.5	81 M. TOMCZYK	4.441 201.9	67 A. PRIAULX	17.664 210.3	37 J. JAAFAR	6.671 139.5	63 M.ROCKENFELLER	8.275 173.6
39	86 B. BARKER	3.821 136.4	97 J. ADAM	4.442 201.9	92 L. VANTHOOR	17.668 210.3	82 A. FARFUS	6.672 139.5	67 T.KANAAN	8.282 173.4
40	67 A. PRIAULX	3.821 136.4	66 O. PLA	4.444 201.8	94 R. DUMAS	17.692 210.0	99 S. PUMPELLY	6.680 139.3	66 S.MÜCKE	8.283 173.4
41	99 S. PUMPELLY	3.826 136.2	93 P. PILET	4.445 201.7	85 L. STOLZ	17.700 209.9	33 N. BOULLE	6.691 139.1	82 A.FARFUS	8.301 173.0
42	66 O. PLA	3.836 135.9	91 F. MAKOWIECKI	4.451 201.5	91 G. BRUNI	17.741 209.4	32 H. DE SADELEER	6.695 139.0	86 B.BARKER	8.303 173.0
43	85 L. STOLZ	3.838 135.8	92 L. VANTHOOR	4.455 201.3	66 O. PLA	17.776 209.0	29 G. VAN DER GARDE	6.698 139.0	81 P.ENG	8.310 172.9
44	63 M. ROCKENFELLER	3.838 135.8	67 A. PRIAULX	4.456 201.2	68 D. MÜLLER	17.789 208.8	40 E. GUIBBERT	6.700 138.9	91 G.BRUNI	8.310 172.9
45	56 J. BERGMEISTER	3.849 135.4	86 B. BARKER	4.482 200.1	93 P. PILET	17.810 208.6	63 M. ROCKENFELLER	6.721 138.5	92 L.VANTHOOR	8.315 172.7
46	92 L. VANTHOOR	3.849 135.4	85 L. STOLZ	4.484 200.0	86 B. BARKER	17.837 208.3	77 M. CAMPBELL	6.741 138.1	99 S.PUMPELLY	8.318 172.7
47	82 A. FARFUS	3.850 135.4	64 O. GAVIN	4.490 199.7	54 G. FISICHELLA	17.840 208.3	44 N. JÖNSSON	6.742 138.1	85 J.BLEEKEMOLEN	8.322 172.6
48	91 F. MAKOWIECKI	3.859 135.1	99 S. PUMPELLY	4.491 199.7	84 J. SEGAL	17.888 207.7	98 M. LAUDA	6.797 136.9	54 G.FISICHELLA	8.324 172.6
49	81 M. TOMCZYK	3.864 134.9	54 G. FISICHELLA	4.505 199.1	90 C. EASTWOOD	17.894 207.6	31 N. BERTHON	6.810 136.7	56 J.BERGMEISTER	8.373 171.6
50	98 M. LAUDA	3.871 134.7	77 M. CAMPBELL	4.507 199.0	63 M. ROCKENFELLER	17.937 207.1	28 F. PERRODO	6.829 136.3	64 O.GAVIN	8.382 171.4
51	64 O. GAVIN	3.881 134.3	98 M. LAUDA	4.519 198.4	99 S. PUMPELLY	18.010 206.3	86 B. BARKER	6.865 135.6	98 P.LAMY	8.390 171.2
52	70 E. CHEEVER	3.886 134.1	56 J. BERGMEISTER	4.521 198.4	64 O. GAVIN	18.020 206.2	90 C. EASTWOOD	6.930 134.3	70 O.BERETTA	8.414 170.7
53	84 J. SEGAL	3.897 133.8	70 E. CHEEVER	4.528 198.0	56 J. BERGMEISTER	18.098 205.3	25 M. PATTERSON	6.948 134.0	77 M.CAMPBELL	8.414 170.7
54	61 W. MOK	3.898 133.7	80 C. NIELSEN	4.530 198.0	70 E. CHEEVER	18.121 205.0	50 R. RICCI	6.968 133.6	61 W.MOK	8.434 170.3
55	77 M. CAMPBELL	3.907 133.4	61 W. MOK	4.536 197.7	98 M. LAUDA	18.150 204.7	80 C. NIELSEN	6.997 133.0	84 J.SEGAL	8.449 170.0
56	90 C. EASTWOOD	3.908 133.4	90 C. EASTWOOD	4.541 197.5	77 M. CAMPBELL	18.222 203.9	61 W. MOK	7.022 132.6	90 C.EASTWOOD	8.449 170.0





# 24h LE MANS

16-17 JUIN 2018



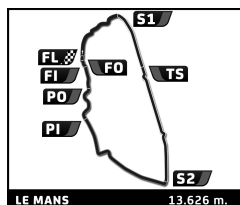
## FIA WEC 86<sup>e</sup> Edition des 24 Heures du Mans Warm Up



### Best Specific Sectors

Pos	T6		T7		PORSCHE		FORD		T6+ T7	
	Driver	Time Kph	Driver	Time Kph	Driver	Time Kph	Driver	Time Kph	Driver	Time Kph
57	80 C. NIELSEN	3.947 132.1	84 J. SEGAL	4.552 197.0	61 W. MOK	18.955 196.0	84 J. SEGAL	7.117 130.8	80 C. NIELSEN	8.478 169.4
58					80 C. NIELSEN	20.011 185.7	48 P. CHATIN	7.206 129.2		





# FIA WEC

## 86<sup>e</sup> Edition des 24 Heures du Mans

### After Warm Up

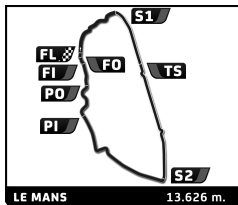


### Event maximum speed

Team	Car	Class	Driver	Top Speed	Lap	Session
8 Toyota Gazoo Racing	Toyota TS050 - Hybrid	LMP1 H	Sébastien BUEMI	342.3	10	Free Practice
11 SMP Racing	BR Engineering BR1 - AER	LMP1	Vitaly PETROV	339.1	3	Qualifying Practice 1
36 Signatech Alpine Matmut	Alpine A470 - Gibson	LMP2	Nicolas LAPIERRE	339.1	3	Qualifying Practice 1
29 Racing Team Nederland	Dallara P217 - Gibson	LMP2	Giedo VAN DER GARDE	338.1	3	Qualifying Practice 1
35 SMP Racing	Dallara P217 - Gibson	LMP2	Norman NATO	338.1	26	Qualifying Practice 1
17 SMP Racing	BR Engineering BR1 - AER	LMP1	Stéphane SARRAZIN	337.0	40	Free Practice
31 DragonSpeed	Oreca 07 - Gibson	LMP2	Pastor MALDONADO	337.0	5	Free Practice
37 Jackie Chan DC Racing	Oreca 07 - Gibson	LMP2	Jazeman JAAFAR	337.0	13	Qualifying Practice 1
28 TDS Racing	Oreca 07 - Gibson	LMP2	Loïc DUVAL	336.0	38	Free Practice
32 United Autosports	Ligier JSP217 - Gibson	LMP2	Hugo DE SADELEER	336.0	18	Free Practice
40 G-Drive Racing	Oreca 07 - Gibson	LMP2	Jose GUTIERREZ	336.0	16	Free Practice
47 Cetilar Villorba Corse	Dallara P217 - Gibson	LMP2	Luis Felipe NASR	336.0	11	Free Practice
10 DragonSpeed	BR Engineering BR1 - Gibson	LMP1	Renger VAN DER ZANDE	334.9	6	Qualifying Practice 2
22 United Autosports	Ligier JSP217 - Gibson	LMP2	Philip HANSON	334.9	9	Qualifying Practice 1
23 Panis Barthez Competition	Ligier JSP217 - Gibson	LMP2	Timothé BURET	334.9	39	Free Practice
26 G-Drive Racing	Oreca 07 - Gibson	LMP2	Roman RUSINOV	334.9	14	Free Practice
4 Bykolles Racing Team	Enso CLM P1/01 - Nismo	LMP1	Tom DILLMANN	334.9	21	Qualifying Practice 1
7 Toyota Gazoo Racing	Toyota TS050 - Hybrid	LMP1 H	Kamui KOBAYASHI	334.9	47	Free Practice
33 Jackie Chan DC Racing	Ligier JSP217 - Gibson	LMP2	Pierre NICOLET	333.9	14	Qualifying Practice 1
38 Jackie Chan DC Racing	Oreca 07 - Gibson	LMP2	Ho-Pin TUNG	333.9	24	Qualifying Practice 1
3 Rebellion Racing	Rebellion R13 - Gibson	LMP1	Gustavo MENEZES	332.9	30	Free Practice
44 Eurasia Motorsport	Ligier JSP217 - Gibson	LMP2	Andrea BERTOLINI	332.9	3	Qualifying Practice 3
48 Idec Sport	Oreca 07 - Gibson	LMP2	Paul Loup CHATIN	332.9	2	Warm Up
34 Jackie Chan DC Racing	Ligier JSP217 - Gibson	LMP2	Côme LEDOGAR	331.8	42	Free Practice
39 Graff-SO24	Oreca 07 - Gibson	LMP2	Vincent CAPILLAIRE	331.8	25	Qualifying Practice 1
1 Rebellion Racing	Rebellion R13 - Gibson	LMP1	Neel JANI	329.8	12	Qualifying Practice 1
25 Algarve Pro Racing	Ligier JSP217 - Gibson	LMP2	Mark PATTERSON	329.8	5	Free Practice
50 Larbre Competition	Ligier JSP217 - Gibson	LMP2	Thomas DAGONEAU	328.8	6	Free Practice
5 CEFC TRSM Racing	Ginetta G60-LT-P1 - Mecachrome	LMP1	Michael SIMPSON	326.8	11	Free Practice
6 CEFC TRSM Racing	Ginetta G60-LT-P1 - Mecachrome	LMP1	Oliver ROWLAND	322.9	2	Qualifying Practice 1
91 Porsche GT Team	Porsche 911 RSR	LMGTE Pro	Frédéric MAKOWIECKI	322.9	31	Free Practice
86 Gulf Racing	Porsche 911 RSR	LMGTE Am	Benjamin BARKER	305.6	15	Free Practice
67 Ford Chip Ganassi Team UK	Ford GT	LMGTE Pro	Andy PRIAULX	303.9	3	Qualifying Practice 1
71 AF Corse	Ferrari 488 GTE EVO	LMGTE Pro	Davide RIGON	303.0	9	Free Practice
64 Corvette Racing	Chevrolet Corvette C7.R	LMGTE Pro	Tommy MILNER	301.3	11	Qualifying Practice 1
69 Ford Chip Ganassi Team USA	Ford GT	LMGTE Pro	Scott DIXON	300.5	6	Warm Up
52 AF Corse	Ferrari 488 GTE EVO	LMGTE Pro	Toni VILANDER	299.7	8	Warm Up
66 Ford Chip Ganassi Team UK	Ford GT	LMGTE Pro	Olivier PLA	299.7	2	Qualifying Practice 1
68 Ford Chip Ganassi Team USA	Ford GT	LMGTE Pro	Dirk MÜLLER	299.7	7	Qualifying Practice 1
94 Porsche GT Team	Porsche 911 RSR	LMGTE Pro	Sven MÜLLER	298.8	8	Qualifying Practice 1
51 AF Corse	Ferrari 488 GTE EVO	LMGTE Pro	Daniel SERRA	298.0	7	Warm Up
63 Corvette Racing	Chevrolet Corvette C7.R	LMGTE Pro	Mike ROCKENFELLER	298.0	9	Warm Up
93 Porsche GT Team	Porsche 911 RSR	LMGTE Pro	Nick TANDY	298.0	12	Free Practice
92 Porsche GT Team	Porsche 911 RSR	LMGTE Pro	Kevin ESTRE	296.4	19	Qualifying Practice 1
81 BMW Team MTEK	BMW M8 GTE	LMGTE Pro	Martin TOMCZYK	295.6	17	Free Practice
82 BMW Team MTEK	BMW M8 GTE	LMGTE Pro	Augusto FARFUS	295.6	4	Warm Up
56 Team Project 1	Porsche 911 RSR	LMGTE Am	Jörg BERGMEISTER	294.8	3	Qualifying Practice 1
80 Ebimotors	Porsche 911 RSR	LMGTE Am	Fabio BABINI	294.0	3	Qualifying Practice 3
85 Keating Motorsports	Ferrari F488 GTE	LMGTE Am	Jeroen BLEEKEMOLEN	294.0	4	Qualifying Practice 1
95 Aston Martin Racing	Aston Martin Vantage AMR	LMGTE Pro	Darren TURNER	294.0	10	Warm Up
70 MR Racing	Ferrari F488 GTE	LMGTE Am	Olivier BERETTA	293.2	3	Qualifying Practice 3
84 JMW Motorsport	Ferrari F488 GTE	LMGTE Am	Jeffrey SEGAL	293.2	7	Qualifying Practice 1
54 Spirit of Race	Ferrari F488 GTE	LMGTE Am	Giancarlo FISICHELLA	292.4	2	Qualifying Practice 2
88 Dempsey - Proton Racing	Porsche 911 RSR	LMGTE Am	Matteo CAIROLI	292.4	33	Free Practice
61 Clearwater Racing	Ferrari F488 GTE	LMGTE Am	Weng Sun MOK	291.6	29	Free Practice
77 Dempsey - Proton Racing	Porsche 911 RSR	LMGTE Am	Julien ANDLAUER	291.6	8	Qualifying Practice 3
97 Aston Martin Racing	Aston Martin Vantage AMR	LMGTE Pro	Alexander LYNN	291.6	45	Free Practice
98 Aston Martin Racing	Aston Martin Vantage	LMGTE Am	Pedro LAMY	291.6	4	Qualifying Practice 3
99 Proton Competition	Porsche 911 RSR	LMGTE Am	Patrick LONG	291.6	2	Qualifying Practice 2
90 TF Sport	Aston Martin Vantage	LMGTE Am	Salih YOLUC	290.8	8	Qualifying Practice 2







# FIA WEC

## 86<sup>e</sup> Edition des 24 Heures du Mans After Warm Up

### Event maximum speed

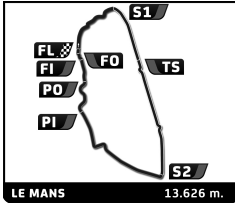


Team	Car	Class	Driver	Top Speed	Lap	Session
------	-----	-------	--------	-----------	-----	---------



GANT





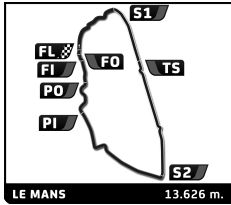
**FIA WEC**  
86<sup>e</sup> Edition des 24 Heures du Mans  
Warm Up



Fastest Lap Sequence

Practice Time	Team	Car	Class	Driver	Time	Kph	Lap
7:11.495	7 Toyota Gazoo Racing	Toyota TS050 - Hybrid	LMP1 H	Mike CONWAY	<b>3:22.274</b>	242.5	2
10:30.501	7 Toyota Gazoo Racing	Toyota TS050 - Hybrid	LMP1 H	Mike CONWAY	<b>3:19.006</b>	246.5	3
31:25.172	8 Toyota Gazoo Racing	Toyota TS050 - Hybrid	LMP1 H	Sébastien BUEMI	<b>3:18.949</b>	246.6	8
43:00.227	7 Toyota Gazoo Racing	Toyota TS050 - Hybrid	LMP1 H	Kamui KOBAYASHI	<b>3:18.687</b>	246.9	2





FIA WEC 86° Edition des 24 Heures du Mans Warm Up

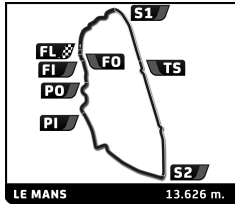
Sector Analysis



Personal Best Session Best B Crossing the finish line in pit lane

Table with 10 columns: Lap, D, Time, Sector 1, Sector 2, Sector 3, T. Spd, Elapsed. It lists race data for 10 different teams including Rebellion Racing, DragonSpeed, SMP Racing, and Toyota Gazoo Racing, with detailed lap times and sector analysis.





## FIA WEC

### 86<sup>e</sup> Edition des 24 Heures du Mans

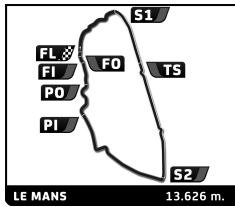
#### Warm Up

#### Sector Analysis



■ Personal Best ■ Session Best ■ Crossing the finish line in pit lane

Lap	D	Time	Sector 1	Sector 2	Sector 3	T. Spd	Elapsed	Lap	D	Time	Sector 1	Sector 2	Sector 3	T. Spd	Elapsed
4	2	20:44.191	...	1:21.971	1:39.667	325.8	31:58.653	4	3	5:18.974	2:11.956	1:24.656	1:42.362	322.0	16:27.755
5	2	3:40.863 <b>B</b>	33.122	1:20.533	1:47.208	332.9	35:39.516	5	3	3:38.286	34.891	1:22.955	1:40.440	327.8	20:06.041
6	2	9:58.288 <b>B</b>	6:50.619	1:22.045	1:45.624	281.0	45:37.804	6	3	3:37.314	34.527	1:22.636	1:40.151	325.8	23:43.355
<b>23 Panis Barthez Competition</b> Ligier JSP217 - Gibson 1. Timothé BURET 3. William STEVENS LMP2 2. Julien CANAL								<b>31 DragonSpeed</b> Oreca 07 - Gibson 1. Roberto GONZALEZ 3. Nathanaël BERTHON LMP2 2. Pastor MALDONADO							
1	1	4:22.962	1:09.917	1:28.631	1:44.414	232.1	4:22.962	1	3	4:19.181 <b>B</b>	1:00.762	1:28.153	1:50.266	273.9	4:19.181
2	1	3:43.228	35.580	1:25.248	1:42.400	305.6	8:06.190	2	3	7:43.397	4:33.915	1:22.392	1:47.090	329.8	12:02.578
3	1	3:47.335 <b>B</b>	35.496	1:23.436	1:48.403	318.2	11:53.525	3	3	3:34.589	33.442	1:21.770	1:39.377	325.8	15:37.167
4	3	5:07.926	2:04.061	1:23.979	1:39.886	293.2	17:01.451	4	3	3:33.617	34.326	1:21.843	1:37.448	326.8	19:10.784
5	3	3:30.919	33.607	1:20.755	1:36.557	329.8	20:32.370	5	3	4:01.202 <b>B</b>	33.593	1:20.976	2:06.633	329.8	23:11.986
6	3	3:42.832 <b>B</b>	34.138	1:21.980	1:46.714	317.2	24:15.202	<b>32 United Autosports</b> Ligier JSP217 - Gibson 1. Hugo DE SADELEER 3. Juan Pablo MONTOYA LMP2 2. Will OWEN							
7	2	9:13.194	6:11.573	1:22.451	1:39.170	327.8	33:28.396	1	1	3:55.805	47.854	1:25.077	1:42.874	310.0	3:55.805
8	2	3:40.070 <b>B</b>	34.450	1:21.212	1:44.408	326.8	37:08.466	2	1	3:35.923	34.056	1:21.892	1:39.975	326.8	7:31.728
9	2	4:38.211	1:34.484	1:21.868	1:41.859	324.9	41:46.677	3	1	3:32.519	33.682	1:21.178	1:37.659	328.8	11:04.247
10	2	3:42.227 <b>B</b>	33.798	1:21.367	1:47.062	326.8	45:28.904	4	1	3:46.252 <b>B</b>	35.391	1:22.720	1:48.141	305.6	14:50.499
<b>25 Algarve Pro Racing</b> Ligier JSP217 - Gibson LMP2 1. Mark PATTERSON 3. Tacksung KIM 2. Ate DE JONG								<b>33 Jackie Chan DC Racing</b> Ligier JSP217 - Gibson LMP2 1. David CHENG 3. Pierre NICOLET 2. Nicolas BOULLE							
1	1	6:37.182 <b>B</b>	3:10.111	1:31.692	1:55.379	251.0	6:37.182	1	2	8:03.420	4:51.038	1:27.785	1:44.597	304.7	8:03.420
2	1	5:13.457	2:06.652	1:25.413	1:41.392	311.8	11:50.639	2	2	3:40.186	35.832	1:23.505	1:40.849	324.9	11:43.606
3	1	3:39.966	34.439	1:24.297	1:41.230	286.2	15:30.605	3	2	3:38.505	35.216	1:23.215	1:40.074	327.8	15:22.111
4	1	3:49.264 <b>B</b>	34.665	1:24.360	1:50.239	289.3	19:19.869	4	2	3:40.798	34.449	1:22.875	1:43.474	324.9	19:02.909
5	3	5:21.369	2:08.495	1:26.992	1:45.882	322.0	24:41.238	5	2	3:47.306 <b>B</b>	34.715	1:22.929	1:49.662	323.9	22:50.215
6	3	3:42.960	35.531	1:24.060	1:43.369	323.9	28:24.198	6	2	7:52.072	4:46.427	1:24.213	1:41.432	322.0	30:42.287
7	3	3:42.200	35.110	1:23.750	1:43.340	322.9	32:06.398	7	2	3:44.986	37.302	1:24.540	1:43.144	302.2	34:27.273
8	3	3:42.839	34.922	1:25.345	1:42.572	323.9	35:49.237	8	2	3:42.883	35.746	1:23.293	1:43.844	316.3	38:10.156
9	3	3:57.968 <b>B</b>	37.147	1:26.627	1:54.194	322.9	39:47.205	9	2	3:42.856	38.585	1:23.068	1:41.203	329.8	41:53.012
<b>26 G-Drive Racing</b> Oreca 07 - Gibson LMP2 1. Roman RUSINOV 3. Jean-Eric VERGNE 2. Andrea PIZZITOLA								<b>34 Jackie Chan DC Racing</b> Ligier JSP217 - Gibson LMP2 1. Ricky TAYLOR 3. David HEINEMEIER-HANSS 2. Côme LEDOGAR							
1	3	6:43.208	3:36.691	1:26.805	1:39.712	274.6	6:43.208	1	1	11:06.996	7:55.775	1:23.962	1:47.259	318.2	11:06.996
2	3	3:33.004	33.624	1:21.997	1:37.383	317.2	10:16.212	2	1	3:34.445	33.277	1:21.618	1:39.550	328.8	14:41.441
3	3	3:30.072	33.334	1:20.767	1:35.971	321.0	13:46.284	3	1	3:29.466	33.125	1:20.265	1:36.076	327.8	18:10.907
4	3	3:51.104 <b>B</b>	34.536	1:21.652	1:54.916	326.8	17:37.388	4	1	3:36.872 <b>B</b>	33.062	1:20.159	1:43.651	330.8	21:47.779
<b>28 TDS Racing</b> Oreca 07 - Gibson LMP2 1. François PERRODO 3. Loïc DUVAL 2. Matthieu VAXIVIERE								<b>35 SMP Racing</b> Dallara P217 - Gibson LMP2 1. Victor SHAITAR 3. Norman NATO 2. Harrison NEWAY							
1	1	4:34.405	1:16.149	1:28.999	1:49.257	286.2	4:34.405	1	1	4:09.513	59.165	1:27.933	1:42.415	295.6	4:09.513
2	1	3:41.993	35.893	1:24.326	1:41.774	297.2	8:16.398	2	1	3:35.438	34.198	1:22.607	1:38.633	325.8	7:44.951
3	1	3:36.908	34.318	1:22.382	1:40.208	323.9	11:53.306	3	1	3:33.942	34.146	1:21.512	1:38.284	330.8	11:18.893
4	1	3:37.762	34.456	1:22.518	1:40.788	325.8	15:31.068	4	1	3:38.915 <b>B</b>	33.462	1:20.545	1:44.908	330.8	14:57.808
5	1	3:37.009	34.685	1:22.885	1:39.439	324.9	19:08.077	5	2	4:32.627	1:31.457	1:22.716	1:38.454	330.8	19:30.435
6	1	3:42.364	35.909	1:24.101	1:42.354	322.0	22:50.441	6	2	3:32.854	33.943	1:21.078	1:37.833	327.8	23:03.289
7	1	3:37.700	34.554	1:22.104	1:41.042	327.8	26:28.141	<b>29 Racing Team Nederland</b> Dallara P217 - Gibson LMP2 1. Frits VAN EERD 3. Jan LAMMERS 2. Giedo VAN DER GARDE							
8	1	3:34.099	34.169	1:21.430	1:38.500	324.9	30:02.240	1	2	3:53.889	44.791	1:26.424	1:42.674	291.6	3:53.889
9	1	3:42.814 <b>B</b>	33.804	1:20.878	1:48.132	326.8	33:45.054	2	2	3:35.285	34.396	1:22.573	1:38.316	322.9	7:29.174
10	2	8:49.601	5:43.105	1:24.582	1:41.914	304.7	42:34.655	3	2	3:39.607 <b>B</b>	33.677	1:21.185	1:44.745	325.8	11:08.781
11	2	3:32.361	32.889	1:20.056	1:39.416	327.8	46:07.016								



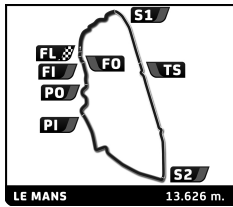
FIA WEC 86° Edition des 24 Heures du Mans Warm Up Sector Analysis



Personal Best Session Best B Crossing the finish line in pit lane

Table with columns: Lap, D, Time, Sector 1, Sector 2, Sector 3, T. Spd, Elapsed. Contains data for drivers 36, 37, 38, 39, 40, 44, 47, 48, and 50, including their names, teams, and lap times.





## FIA WEC 86<sup>e</sup> Edition des 24 Heures du Mans Warm Up

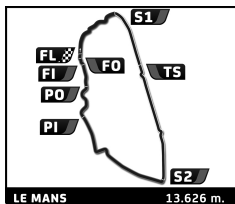
### Sector Analysis



Personal Best Session Best B Crossing the finish line in pit lane

Lap	D	Time	Sector 1	Sector 2	Sector 3	T. Spd	Elapsed	Lap	D	Time	Sector 1	Sector 2	Sector 3	T. Spd	Elapsed							
1	2	15:58.932	B	...	1:29.364	1:53.457	292.4	15:58.932	7	1	8:15.457	4:55.665	1:31.692	1:48.100	274.6	42:43.692						
2	2	5:14.697		2:06.960	1:24.235	1:43.502	320.1	21:13.629	8	1	3:55.289	37.460	1:30.320	1:47.509	289.3	46:38.981						
3	2	3:41.495		35.931	1:24.411	1:41.153	325.8	24:55.124	<b>61</b> Clearwater Racing 1.Weng Sun MOK 2.Matthew GRIFFIN 3.Keita SAWA Ferrari F488 GTE LMGTE Am													
4	2	3:37.436		34.444	1:22.356	1:40.636	325.8	28:32.560	1	1	5:44.190	2:05.434	1:38.415	2:00.341	282.5	5:44.190						
5	2	3:48.870	B	35.670	1:23.151	1:50.049	325.8	32:21.430	2	1	4:08.383	39.833	1:34.117	1:54.433	287.7	9:52.573						
<b>51</b> AF Corse 1.Alessandro PIER GUIDI 2.James CALADO 3.Daniel SERRA Ferrari 488 GTE EVO LMGTE Pro								3	1	4:02.938	38.353	1:33.363	1:51.222	287.7	13:55.511							
1	2	4:42.418		1:16.979	1:34.376	1:51.063	260.7	4:42.418	4	1	4:02.746	38.521	1:33.020	1:51.205	286.2	17:58.257						
2	2	3:53.535		36.766	1:30.499	1:46.270	294.8	8:35.953	5	1	4:01.485	38.342	1:32.654	1:50.489	289.3	21:59.742						
3	2	3:50.702		36.245	1:29.077	1:45.380	293.2	12:26.655	6	1	4:06.185	39.232	1:33.037	1:53.916	288.5	26:05.927						
4	2	4:06.946	B	37.314	1:33.531	1:56.101	242.0	16:33.601	7	1	4:03.624	38.732	1:33.319	1:51.573	285.4	30:09.551						
5	3	5:23.091		2:00.897	1:31.311	1:50.883	283.9	21:56.692	8	1	4:05.764	38.618	1:33.564	1:53.582	284.7	34:15.315						
6	3	3:51.484		36.567	1:29.295	1:45.622	293.2	25:48.176	9	1	4:15.965	B	39.685	1:33.122	2:03.158	286.9	38:31.280					
7	3	3:54.023		36.962	1:29.046	1:48.015	298.0	29:42.199	10	1	7:08.924	3:38.245	1:34.395	1:56.284	283.9	45:40.204						
8	3	3:50.725		36.331	1:28.805	1:45.589	293.2	33:32.924	<b>63</b> Corvette Racing 1.Jan MAGNUSSEN 2.Antonio GARCIA 3.Mike ROCKENFELLER Chevrolet Corvette C7.R LMGTE Pro													
9	3	3:53.673		36.961	1:29.811	1:46.901	292.4	37:26.597	1	3	5:15.618	B	1:37.752	1:39.937	1:57.929	184.9	5:15.618					
10	3	3:58.218	B	36.341	1:29.196	1:52.681	294.0	41:24.815	2	3	6:22.127	2:57.979	1:32.129	1:52.019	287.7	11:37.745						
11	1	4:48.221		1:31.670	1:30.168	1:46.383	292.4	46:13.036	3	3	4:11.032	B	38.266	1:32.147	2:00.619	288.5	15:48.777					
<b>52</b> AF Corse 1.Toni VILANDER 2.Antonio GIOVINAZZI 3.Luis Felipe DERANI Ferrari 488 GTE EVO LMGTE Pro								4	3	5:38.908	2:19.423	1:30.767	1:48.718	293.2	21:27.685							
1	1	4:28.082		1:06.806	1:32.325	1:48.951	288.5	4:28.082	5	3	4:05.172	B	36.929	1:30.237	1:58.006	290.8	25:32.857					
2	1	3:53.029		37.074	1:29.839	1:46.116	293.2	8:21.111	6	3	9:00.974	5:41.970	1:30.961	1:48.043	290.0	34:33.831						
3	1	3:50.931		36.806	1:28.842	1:45.283	293.2	12:12.042	7	3	3:53.286		36.813	1:29.645	1:46.828	293.2	38:27.117					
4	1	3:59.189	B	36.576	1:28.708	1:53.905	294.0	16:11.231	8	3	3:53.619		37.246	1:29.654	1:46.719	291.6	42:20.736					
5	1	4:54.136		1:35.584	1:30.730	1:47.822	286.9	21:05.367	9	3	3:53.326		36.684	1:29.620	1:47.022	298.0	46:14.062					
6	1	3:51.911		36.608	1:28.984	1:46.319	295.6	24:57.278	<b>64</b> Corvette Racing 1.Oliver GAVIN 2.Tommy MILNER 3.Marcel FÄSSLER Chevrolet Corvette C7.R LMGTE Pro													
7	1	3:51.174		36.610	1:28.932	1:45.632	298.0	28:48.452	1	1	5:10.353	B	1:33.534	1:37.850	1:58.969	260.7	5:10.353					
8	1	3:58.764	B	36.875	1:29.173	1:52.716	299.7	32:47.216	2	1	5:51.609	2:30.607	1:32.037	1:48.965	286.9	11:01.962						
9	2	5:20.650		2:03.715	1:30.163	1:46.772	290.8	38:07.866	3	1	3:55.983	37.236	1:30.815	1:47.932	290.8	14:57.945						
10	2	3:52.708		36.777	1:29.647	1:46.284	293.2	42:00.574	4	1	4:05.225	B	37.305	1:31.486	1:56.434	288.5	19:03.170					
11	2	3:53.584		36.767	1:30.938	1:45.879	294.8	45:54.158	5	2	5:30.264	2:08.900	1:32.304	1:49.060	287.7	24:33.434						
<b>54</b> Spirit of Race 1.Thomas FLOHR 2.Francesco CASTELLACCI 3.Giancarlo FISICHELLA Ferrari F488 GTE LMGTE Am								6	2	3:55.372	37.103	1:30.591	1:47.678	291.6	28:28.806							
1	3	4:45.550	B	1:05.800	1:36.966	2:02.784	242.0	4:45.550	7	2	4:01.407	B	37.509	1:30.001	1:53.897	293.2	32:30.213					
2	3	4:55.676		1:32.495	1:33.746	1:49.435	282.5	9:41.226	8	3	5:49.409	2:30.218	1:31.617	1:47.574	273.9	38:19.622						
3	3	3:55.209		37.067	1:30.573	1:47.569	288.5	13:36.435	9	3	3:53.688		37.103	1:29.618	1:46.967	294.0	42:13.310					
4	3	4:03.199	B	36.973	1:30.469	1:55.757	287.7	17:39.634	10	3	3:55.024		36.977	1:29.892	1:48.155	292.4	46:08.334					
5	1	5:39.317		2:08.964	1:35.610	1:54.743	284.7	23:18.951	<b>66</b> Ford Chip Ganassi Team UK 1.Stefan MÜCKE 2.Olivier PLA 3.Billy JOHNSON Ford GT LMGTE Pro													
6	1	4:01.568		38.140	1:33.315	1:50.113	273.2	27:20.519	1	2	6:07.834	2:40.029	1:35.377	1:52.428	227.7	6:07.834						
7	1	4:08.691	B	37.681	1:32.693	1:58.317	286.2	31:29.210	2	2	3:55.601	37.170	1:30.139	1:48.292	294.0	10:03.435						
8	2	5:14.548		1:47.770	1:35.758	1:51.020	286.2	36:43.758	3	2	4:02.336	B	36.701	1:29.870	1:55.765	294.0	14:05.771					
9	2	3:58.872		37.309	1:31.263	1:50.300	287.7	40:42.630	4	3	5:24.264	2:05.958	1:30.749	1:47.557	261.3	19:30.035						
10	2	3:56.378		37.513	1:30.913	1:47.952	289.3	44:39.008	5	3	3:52.846	36.947	1:29.065	1:46.834	295.6	23:22.881						
11	2	3:56.483		37.116	1:30.666	1:48.701	286.2	48:35.491	6	3	3:59.554	B	36.832	1:28.849	1:53.873	298.0	27:22.435					
<b>56</b> Team Project 1 1.Jörg BERGMEISTER 2.Patrick LINDSEY 3.Egidio PERFETTI Porsche 911 RSR LMGTE Am								7	1	5:21.669	2:02.220	1:31.518	1:47.931	294.0	32:44.104							
1	1	6:19.317		1:30.042	2:25.903	2:23.372	135.4	6:19.317	8	1	3:55.988	36.895	1:31.003	1:48.090	298.0	36:40.092						
2	1	4:59.336		43.554	2:03.141	2:12.641	139.6	11:18.653	9	1	3:52.581		36.653	1:29.370	1:46.558	294.8	40:32.673					
3	1	4:31.504		40.350	1:53.566	1:57.588	239.9	15:50.157	10	1	4:02.041	B	37.571	1:29.838	1:54.632	294.8	44:34.714					
4	1	4:01.249		38.346	1:32.761	1:50.142	293.2	19:51.406														
5	1	4:21.503	B	37.341	1:37.455	2:06.707	291.6	24:12.909														
6	1	10:15.326	B	6:37.023	1:35.302	2:03.001	252.2	34:28.235														





## FIA WEC 86<sup>e</sup> Edition des 24 Heures du Mans Warm Up

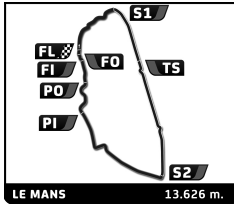
### Sector Analysis



■ Personal Best ■ Session Best B Crossing the finish line in pit lane

Lap	D	Time	Sector 1	Sector 2	Sector 3	T. Spd	Elapsed	Lap	D	Time	Sector 1	Sector 2	Sector 3	T. Spd	Elapsed
5	3	3:54.782	36.980	1:30.320	1:47.482	290.8	21:12.120	1	1	5:04.060	1:34.050	1:36.455	1:53.555	239.3	5:04.060
6	3	4:06.601 B	39.086	1:31.598	1:55.917	294.0	25:18.721	2	1	4:00.520	37.926	1:30.871	1:51.723	293.2	9:04.580
7	2	5:21.091	2:01.777	1:31.224	1:48.090	294.0	30:39.812	3	1	3:55.679	37.292	1:29.966	1:48.421	294.0	13:00.259
8	2	3:55.247	37.176	1:30.962	1:47.109	292.4	34:35.059	4	1	3:55.022	37.149	1:29.853	1:48.020	294.8	16:55.281
9	2	<b>3:53.218</b>	<b>36.855</b>	<b>1:29.502</b>	<b>1:46.861</b>	288.5	38:28.277	5	1	4:00.673 B	36.853	1:29.734	1:54.086	293.2	20:55.954
10	2	4:02.707 B	37.471	1:30.470	1:54.766	294.0	42:30.984	6	2	4:55.964	1:36.765	1:31.065	1:48.134	291.6	25:51.918
<b>86</b> <b>Gulf Racing</b> Porsche 911 RSR 1. Michael WAINWRIGHT 3. Alexander DAVISON LMGTE Am 2. Benjamin BARKER								<b>94</b> <b>Porsche GT Team</b> Porsche 911 RSR 1. Romain DUMAS 3. Sven MÜLLER LMGTE Pro 2. Timo BERNHARD							
1	2	4:57.566	1:33.180	1:34.261	1:50.125	279.5	4:57.566	1	1	4:34.793 B	1:02.768	1:34.255	1:57.770	260.7	4:34.793
2	2	<b>3:54.830</b>	<b>37.150</b>	1:30.488	<b>1:47.192</b>	282.5	8:52.396	2	1	8:10.115	4:52.755	1:30.584	1:46.776	292.4	12:44.908
3	2	3:59.921 B	37.163	<b>1:29.762</b>	1:52.996	292.4	12:52.317	3	1	3:52.015	36.562	1:29.315	<b>1:46.138</b>	294.8	16:36.923
4	1	6:11.776	2:45.016	1:33.978	1:52.782	292.4	19:04.093	4	1	3:52.380	36.424	1:29.464	1:46.492	292.4	20:29.303
5	1	4:02.139	38.111	1:32.085	1:51.943	292.4	23:06.232	5	1	3:58.561 B	36.674	1:29.341	1:52.546	293.2	24:27.864
6	1	4:11.725 B	38.011	1:32.644	2:01.070	289.3	27:17.957	6	1	7:02.257	3:41.220	1:29.236	1:51.801	294.8	31:30.121
7	3	6:07.242	2:44.422	1:32.198	1:50.622	290.8	33:25.199	7	1	<b>3:51.869</b>	<b>36.371</b>	<b>1:29.132</b>	1:46.366	291.6	35:21.990
8	3	3:57.968	37.907	1:31.334	1:48.727	290.0	37:23.167	8	1	3:58.698 B	37.146	1:29.475	1:52.077	291.6	39:20.688
9	3	4:04.806 B	37.461	1:31.214	1:56.131	288.5	41:27.973	9	2	5:52.517	2:34.544	1:30.806	1:47.167	290.8	45:13.205
<b>90</b> <b>TF Sport</b> Aston Martin Vantage 1. Salih YOLUC 3. Charles EASTWOOD LMGTE Am 2. Euan HANKEY								<b>95</b> <b>Aston Martin Racing</b> Aston Martin Vantage AMR 1. Marco SØRENSEN 3. Darren TURNER LMGTE Pro 2. Nicki THILM							
1	3	4:49.642	1:23.919	1:34.357	1:51.366	284.7	4:49.642	1	1	4:55.797	1:29.508	1:36.200	1:50.089	231.6	4:55.797
2	3	<b>3:56.517</b>	37.360	1:30.608	<b>1:48.549</b>	289.3	8:46.159	2	1	3:58.677	37.529	1:31.002	1:50.146	290.0	8:54.474
3	3	4:01.568 B	<b>37.173</b>	<b>1:30.539</b>	1:53.856	287.7	12:47.727	3	1	<b>3:52.448</b>	36.974	1:29.390	<b>1:46.084</b>	291.6	12:46.922
<b>91</b> <b>Porsche GT Team</b> Porsche 911 RSR 1. Richard LIETZ 3. Frédéric MAKOWIECKI LMGTE Pro 2. Gianmaria BRUNI								<b>97</b> <b>Aston Martin Racing</b> Aston Martin Vantage AMR 1. Alexander LYNN 3. Jonathan ADAM LMGTE Pro 2. Maxime MARTIN							
1	2	4:47.572 B	1:16.508	1:33.423	1:57.641	290.0	4:47.572	1	3	4:47.558	1:21.449	1:33.584	1:52.525	263.9	4:47.558
2	3	5:00.411	1:41.575	1:30.174	1:48.662	296.4	9:47.983	2	3	3:56.600	36.916	1:30.129	1:49.555	290.0	8:44.158
3	3	3:53.864	37.253	1:29.552	1:47.059	294.8	13:41.847	3	3	<b>3:52.169</b>	<b>36.501</b>	<b>1:29.432</b>	<b>1:46.236</b>	290.0	12:36.327
4	3	3:59.035 B	37.052	<b>1:29.246</b>	1:52.737	296.4	17:40.882	4	3	4:04.251 B	37.070	1:30.485	1:56.696	287.7	16:40.578
5	1	5:04.687	1:43.707	1:32.439	1:48.541	294.0	22:45.569	5	1	5:13.070	1:52.921	1:31.716	1:48.433	286.2	21:53.648
6	1	3:53.586	36.865	1:29.997	1:46.724	294.8	26:39.155	6	1	3:53.728	36.819	1:30.459	1:46.450	287.7	25:47.376
7	1	3:58.839 B	36.922	1:29.309	1:52.608	296.4	30:37.994	7	1	4:01.047 B	36.655	1:29.672	1:54.720	288.5	29:48.423
8	2	4:58.563	1:40.861	1:29.899	1:47.803	292.4	35:36.557	8	2	5:06.408	1:47.092	1:31.485	1:47.831	286.9	34:54.831
9	2	3:53.038	36.871	1:29.507	<b>1:46.660</b>	293.2	39:29.595	9	2	3:53.367	36.685	1:30.038	1:46.644	288.5	38:48.198
10	2	<b>3:52.829</b>	<b>36.790</b>	1:29.370	1:46.669	291.6	43:22.424	10	2	4:03.943 B	36.702	1:31.180	1:56.061	278.8	42:52.141
11	2	4:01.736 B	37.053	1:29.991	1:54.692	294.0	47:24.160	<b>98</b> <b>Aston Martin Racing</b> Aston Martin Vantage 1. Paul DALLA LANA 3. Mathias LAUDA LMGTE Am 2. Pedro LAMY							
<b>92</b> <b>Porsche GT Team</b> Porsche 911 RSR 1. Michael CHRISTENSEN 3. Laurens VANTHOOR LMGTE Pro 2. Kevin ESTRE								1 3 5:24.743 B 1:32.414 1:46.790 2:05.539 171.7 5:24.743 2 3 7:34.316 4:10.515 1:32.591 1:51.210 286.2 12:59.059 3 3 3:59.252 37.884 1:32.017 1:49.351 286.2 16:58.311 4 3 4:02.240 38.029 1:33.413 1:50.798 287.7 21:00.551							
<b>93</b> <b>Porsche GT Team</b> Porsche 911 RSR 1. Patrick PILET 3. Earl BAMBER LMGTE Pro 2. Nick TANDY															





**FIA WEC**  
86<sup>e</sup> Edition des 24 Heures du Mans  
Warm Up

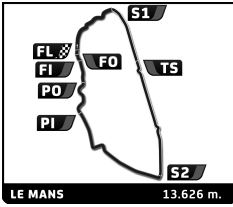
Sector Analysis



■ Personal Best ■ Session Best B Crossing the finish line in pit lane

Lap	D	Time	Sector 1	Sector 2	Sector 3	T. Spd	Elapsed	Lap	D	Time	Sector 1	Sector 2	Sector 3	T. Spd	Elapsed
5	3	4:09.009	B	38.559	1:33.268	1:57.182	286.2	25:09.560							
6	1	6:39.225		3:09.873	1:37.377	1:51.975	283.9	31:48.785							
7	1	4:06.416	B	37.903	1:32.569	1:55.944	286.2	35:55.201							
8	2	5:39.064		2:13.994	1:34.431	1:50.639	283.9	41:34.265							
9	2	<b>3:57.584</b>		<b>37.283</b>	<b>1:31.320</b>	<b>1:48.981</b>	290.8	45:31.849							
<b>99</b>		<b>Proton Competition</b>		Porsche 911 RSR											
		1. Patrick LONG		3. Spencer PUMPELLY		LMGTE Am									
		2. Timothy PAPPAS													
1	3	5:09.027		1:32.877	1:40.580	1:55.570	204.9	5:09.027							
2	3	<b>3:56.847</b>		37.566	1:31.160	<b>1:48.121</b>	291.6	9:05.874							
3	3	3:58.243		37.405	1:30.474	1:50.364	291.6	13:04.117							
4	3	4:00.700	B	<b>36.936</b>	<b>1:30.157</b>	1:53.607	291.6	17:04.817							
5	2	5:49.612		2:16.067	1:37.309	1:56.236	260.7	22:54.429							
6	2	4:07.102		38.944	1:34.675	1:53.483	288.5	27:01.531							
7	2	4:04.405		38.086	1:33.731	1:52.588	289.3	31:05.936							
8	2	4:03.255		38.715	1:32.864	1:51.676	290.0	35:09.191							
9	2	4:05.890		39.616	1:33.742	1:52.532	287.7	39:15.081							
10	2	4:03.743		38.182	1:33.359	1:52.202	286.2	43:18.824							
11	2	4:04.654		38.190	1:33.695	1:52.769	285.4	47:23.478							



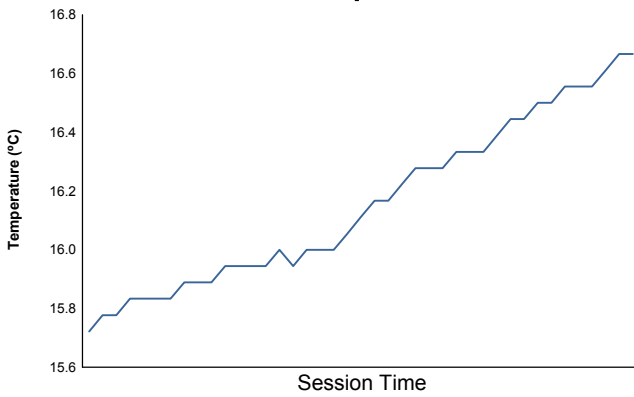


Computerised results and timing service

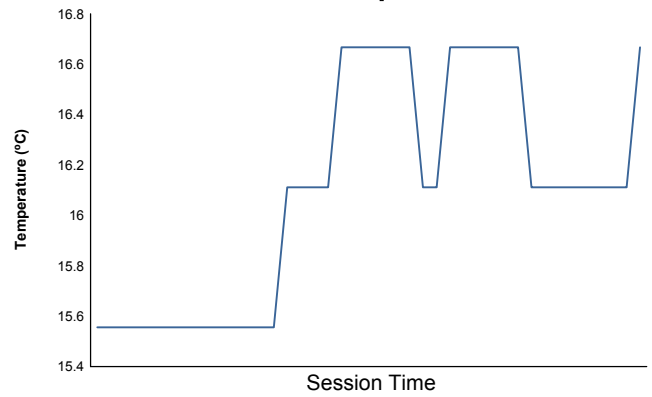
## 86° Edition des 24 Heures du Mans FIA WEC Warm Up Weather Report



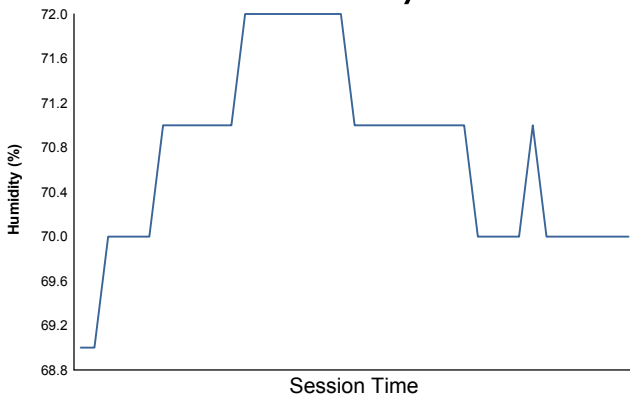
### Air Temperature



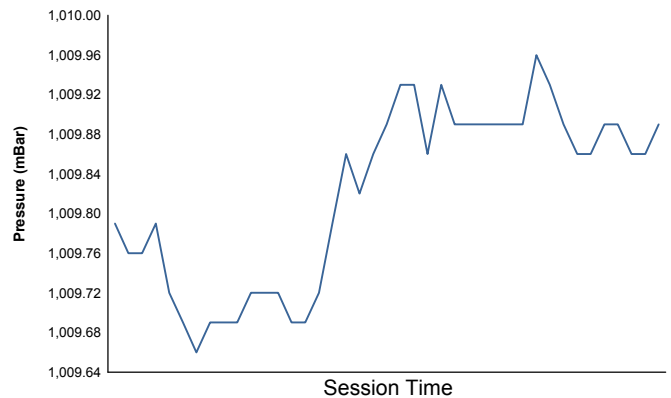
### Track Temperature



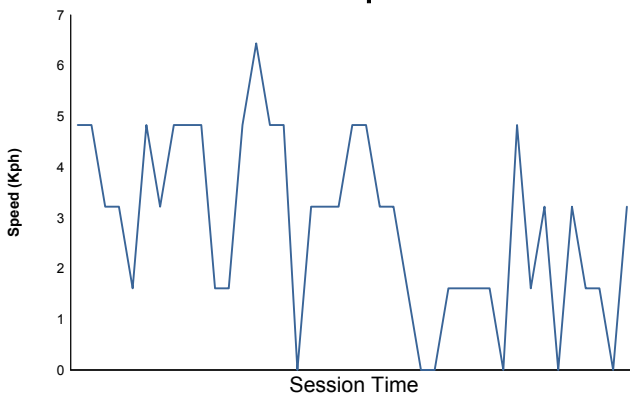
### Humidity



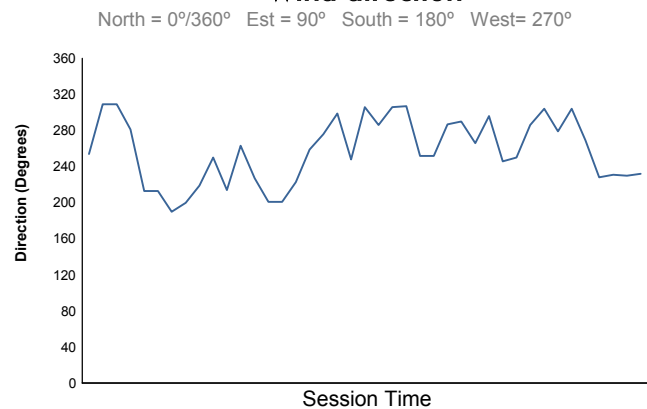
### Pressure



### Wind Speed



### Wind direction



Track Status: **DRY**